

GRADE 1

TERM 4 2019

**MATHEMATICS
ENGLISH / SEPEDI /
XITSONGA**

RESOURCE PACK

PRINTABLE RESOURCES

The following printable resources are included in this section:

1. Resource sheets
2. Mental mathematics challenge cards: Bilingual version
3. Enrichment activity cards: English version
4. Enrichment activity cards: Sepedi and Xitsonga versions

Resource Sheets

This is a list of the mathematical resources that you will need this term. You need to make sure that you have them for the lessons for which they are recommended.

1. Flard cards – tens and units (Lessons 1–5)
2. Ball and box shapes (Lesson 15)
3. Number board 1–100 (Lesson 20)
4. Number line 0–20 (Lesson 20)
5. 5x table number cards (Lesson 21)
6. 2x table number cards (Lesson 21)
7. 10x table number cards (Lesson 21)
8. 2-D shapes – squares (Lesson 32)
9. 2-D shapes – circles (Lesson 32)
10. 2-D shapes – triangles (Lesson 32)
11. 2-D shapes – squares, circles and triangles (Lesson 33)
12. Symmetry pictures (Lesson 35)
13. Days of the week (Lesson 38)
14. Months of the year (Lesson 38)

Resources for each day of teaching

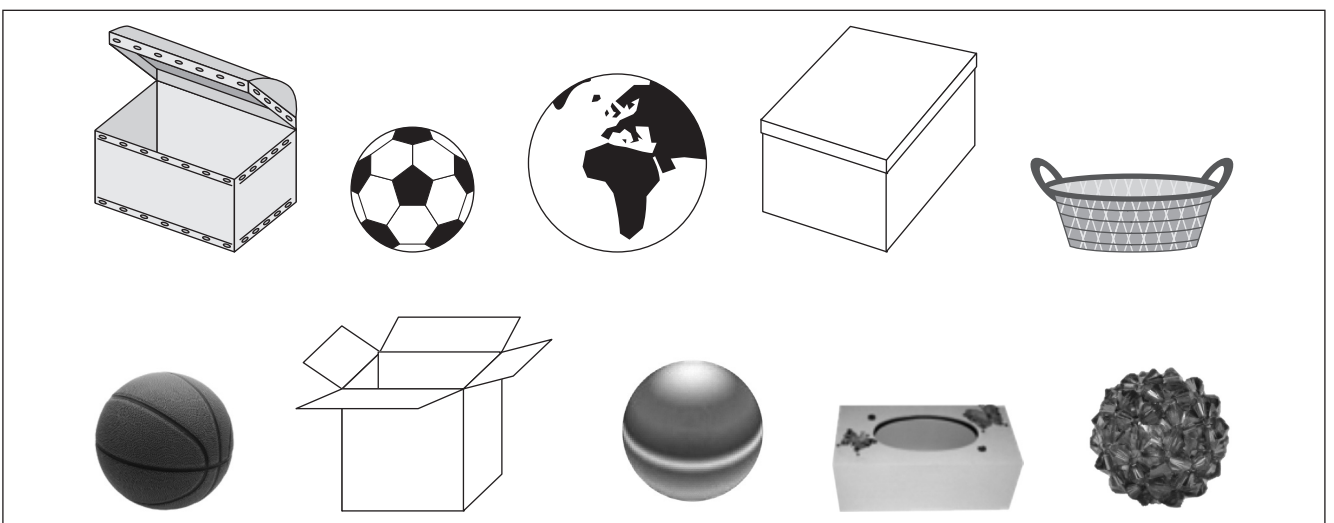
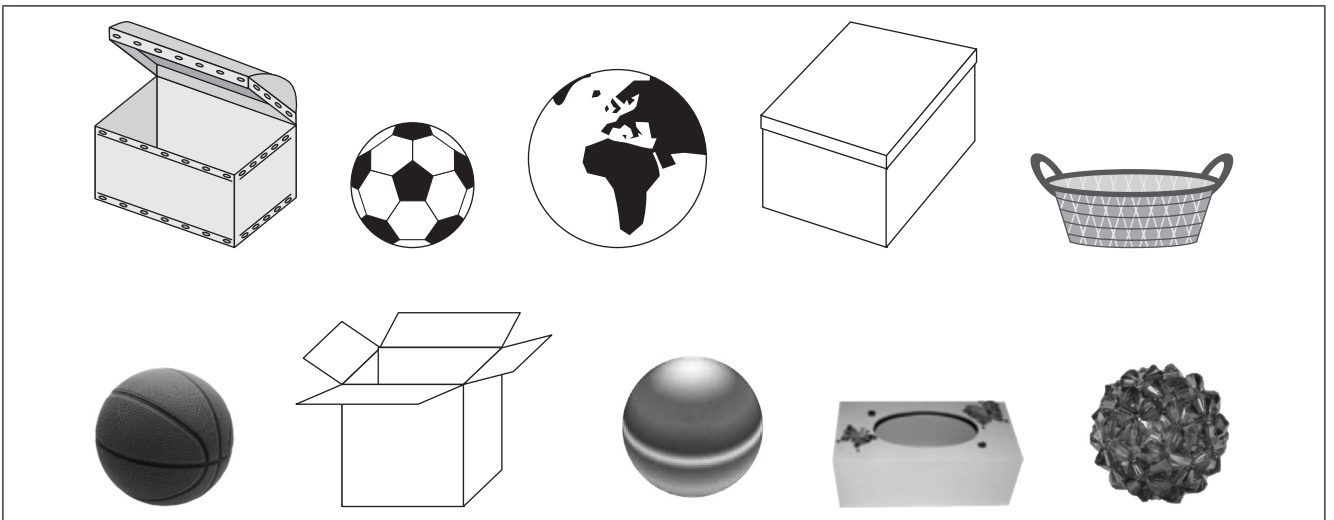
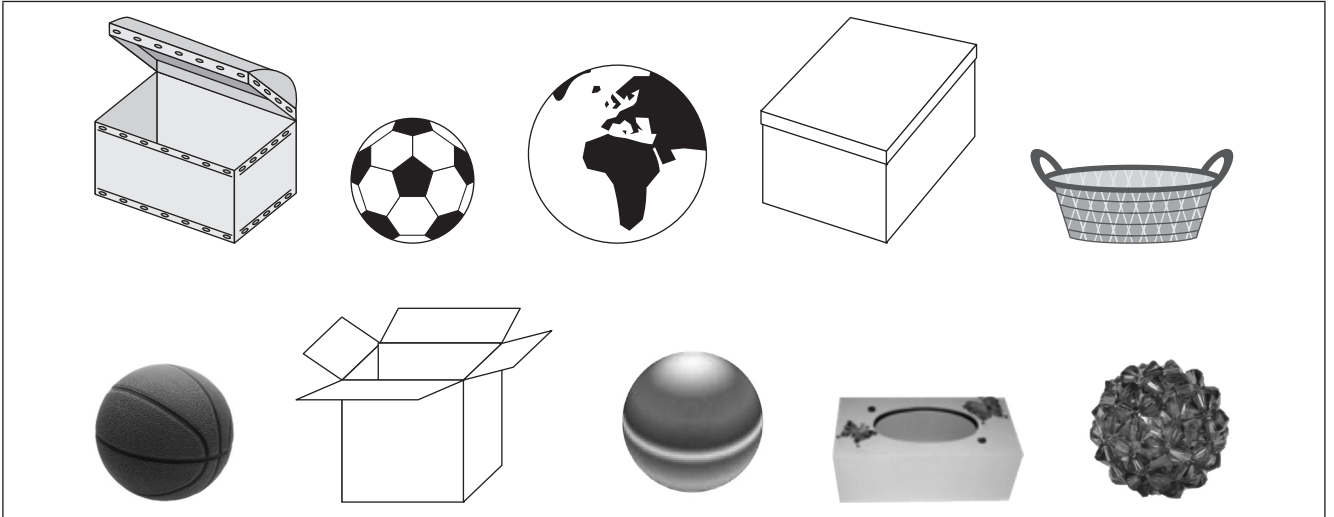
There are also other resources such as informal resources (old magazines, pieces of string, scrap paper, etc.) that you may need in certain lessons. You should have a careful look at the list of resources needed for each lesson; this list is given in the lesson plans each day. Prepare yourself, so that you have the necessary resources for the lessons on a daily basis.

1. Flard cards – tens and units (Lessons 1–5)

60	6
70	7
80	8
90	9

10	1
20	2
30	3
40	4
50	5

2. Ball and box shapes (Lesson 15)



3. Number board 1–100 (Lesson 20)

1	2	3	4	5	6	7	8	9	10
11	12	13	14	15	16	17	18	19	20
21	22	23	24	25	26	27	28	29	30
31	32	33	34	35	36	37	38	39	40
41	42	43	44	45	46	47	48	49	50
51	52	53	54	55	56	57	58	59	60
61	62	63	64	65	66	67	68	69	70
71	72	73	74	75	76	77	78	79	80
81	82	83	84	85	86	87	88	89	90
91	92	93	94	95	96	97	98	99	100

4. Number line 0–20 (Lesson 20)



5. 5x table number cards (Lesson 2)

5

10

15

20

25

30

35

40

45

50

55

60

65

70

75

80

85

90

95

100

6. 2x table number cards (Lesson 21)

2	4	6	8	10	12	14
16	18	20	22	24	27	28
30	32	34	36	38	40	42
44	46	48	50	52	54	56
58	60	62	64	66	68	70
72	74	76	78	80	82	84
86	88	90	92	94	96	98
100						

7. 10x table number cards (Lesson 21)

10

20

30

40

50

60






70

80


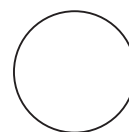



90

100


8. 2-D shapes – squares (Lesson 32)



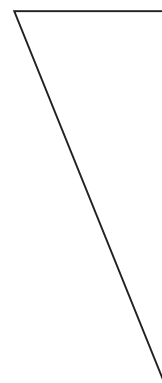
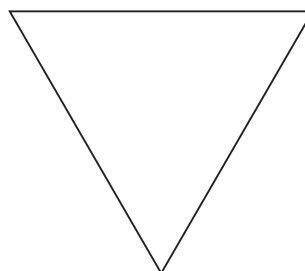

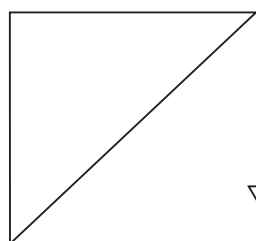
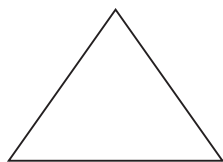
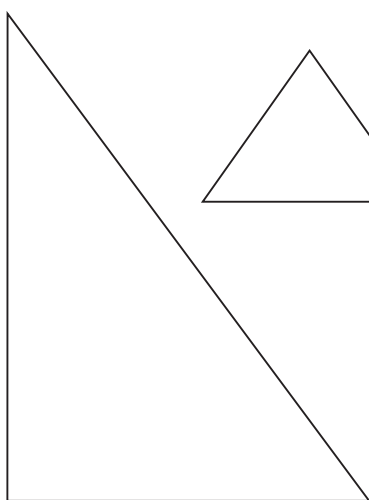







9. 2-D shapes – circles (Lesson 32)



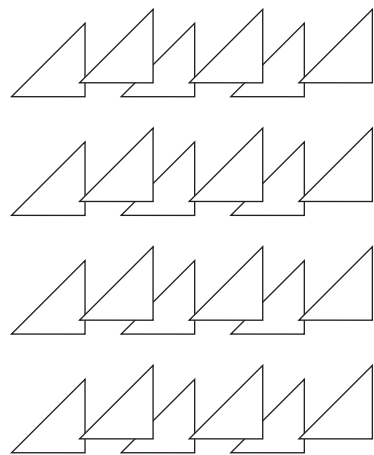



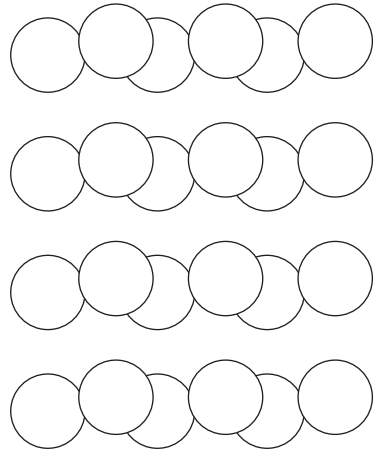

10. 2-D shapes – triangles (Lesson 32)



11. 2-D shapes – squares, circles and triangles (Lesson 33)



12. Symmetry pictures (Lesson 35)



13. Days of the week (Lesson 38)

Monday

Tuesday

Wednesday

Thursday

Friday

Saturday

Sunday

SEPEDI

13. Matšatši a beke (Thuto 38)

Mantaga

Labobedi

Laboraro

Labone

Labohlano

Mokibelo

Sontaga

XITSONGA

13. Masiku ya vhiki (Dyondzo ya 38)

Musumbhunuko

Ravumbirhi

Ravunharhu

Ravumune

Ravuntlhanu

Mugqivela

Sonto

14. Months of the year (Lesson 38)

January

February

March

April

May

June

July

August

September

October

November

December

SEPEDI

14. Dikgwedi tša ngwaga (Thuto 38)

Pherekgong

Hlakola

Mopitlo

Moranang

Mosegamanye

Ngwatobošego

Phupu

Phato

Lewedi

Diphalane

Dibatšela

Manthole

XITSONGA

Tin'wheti ta lembe (Dyondzo 38)

Sunguti

Nyenyenyana

Nyenyankulu

Dzivamisoko

Mudyaxihi

Khotavuxika

Mawuwani

Mhawuri

Ndzati

Nhlangula

Hukuri

N'wendzamhala

Mental Mathematics Challenge Cards: Bilingual Version English / Sepedi

Each term there will be a set of eight mental mathematics challenge cards. If you make them into cards and collect them over the course of the year, you will have a set of one card per teaching week for a year.

Use of the mental mathematics challenge cards

Once a week learners should do mental mathematics in written form, so that there is some record of your daily mental mathematics activities. You can use the **mental mathematics challenge cards** for this purpose.

Learners should not use concrete material to work out the answers in mental mathematics. If learners need to, let them use their fingers as a concrete aid during mental mathematics, but make a note of who they are and then spend time with them during remediation to help them with the basic number and operation skills. Mental mathematics skills improve hugely from Grade 1 to Grade 3. In Grade 1 learners might only manage five questions, especially when they have to write the answers, but by Grade 3 learners should manage ten questions with written answers easily.

Maths Challenge Card 1

Order from biggest to smallest

Karata ya teko ya tsebo ya dipalo 1

Beakanya go tloga go e kgolokgolo go ya go ennyanenyane

1. 18, 11, 15
2. 2, 20, 12
3. 17, 19, 14
4. 13, 16, 9
5. 15, 18, 20
6. 0, 11, 1
7. 20, 0, 10
8. 12, 11, 17
9. 9, 16, 19
10. 8, 15, 13

Maths Challenge Card 2

2 more than

Karata ya teko ya tsebo ya dipalo 2

Tše 2 go feta

1. 17
2. 11
3. 14
4. 9
5. 12
6. 18
7. 15
8. 10
9. 13
10. 16

Maths Challenge Card 3

2 less than

Karata ya teko ya tsebo ya dipalo 3

Tše 2 ka fase ga

1. 17
2. 14
3. 20
4. 16
5. 15
6. 12
7. 18
8. 13
9. 11
10. 19

Maths Challenge Card 4

Double/Use doubles

Karata ya teko ya tsebo ya dipalo 4

Pedifatša/ šomiša dipedifatšo

1. 7
2. 6
3. 9
4. 8
5. 5
6. 10
7. $8 + 8 + 1 =$
8. $6 + 6 + 1 =$
9. $9 + 9 + 1 =$
10. $7 + 7 + 1 =$

Maths Challenge Card 1: Answers

Order from biggest to smallest

Karata ya teko ya tsebo ya dipalo 1: Dikarabo

Beakanya go tloga go e kgolokgolo go ya go e nnyanenyane

1. 18, 15, 11
2. 20, 12, 2
3. 19, 17, 14
4. 16, 13, 9
5. 20, 18, 15
6. 11, 1, 0
7. 20, 10, 0
8. 17, 12, 11
9. 19, 16, 9
10. 15, 13, 8

Maths Challenge Card 2: Answers

2 more than

Karata ya teko ya tsebo ya dipalo 2: Dikarabo

Tše -2 go feta

1. 19
2. 13
3. 16
4. 11
5. 14
6. 20
7. 17
8. 12
9. 15
10. 18

Maths Challenge Card 3: Answers

2 less than

Karata ya teko ya tsebo ya dipalo 3: dikarabo

Dikarabo Tše -2 ka fase

1. 15
2. 12
3. 18
4. 14
5. 13
6. 10
7. 16
8. 11
9. 9
10. 17

Maths Challenge Card 4: Answers

Double/Use doubles

Karata ya teko ya tsebo ya dipalo 4: Dikarabo

Dikarabo Pedifatšo/go šomiša dipedifatšo

1. 14
2. 12
3. 18
4. 16
5. 10
6. 20
7. 17
8. 13
9. 19
10. 15

Maths Challenge Card 5

Halve/Find half

Karata ya teko ya tsebo ya dipalo 5

Seripagare/ go hwetša seripagare

1. 20
2. 14
3. 8
4. 12
5. 17
6. 18
7. 10
8. 6
9. 19
10. 16

Maths Challenge Card 6

Add

Karata ya teko ya tsebo ya dipalo

Hlakantšha

1. $7 + \underline{\quad} = 10$
2. $10 + \underline{\quad} = 10$
3. $2 + \underline{\quad} = 10$
4. $9 + \underline{\quad} = 10$
5. $5 + \underline{\quad} = 9$
6. $6 + \underline{\quad} = 10$
7. $3 + \underline{\quad} = 9$
8. $5 + \underline{\quad} = 7$
9. $5 + \underline{\quad} = 10$
10. $0 + \underline{\quad} = 8$

Maths Challenge Card 7

Subtract

Karata ya teko ya tsebo ya dipalo 7

Ntšha

1. $10 - 5 =$
2. $7 - 3 =$
3. $9 - 2 =$
4. $10 - 6 =$
5. $8 - 4 =$
6. $7 - 7 =$
7. $10 - 4 =$
8. $9 - 8 =$
9. $8 - 5 =$
10. $10 - 7 =$

Maths Challenge Card 8

Add and subtract 0–10

Karata ya teko ya tsebo ya dipalo 8

Go hlakantšha le go ntšha 0–10

1. $2 + 8 =$
2. $9 - 5 =$
3. $6 + 4 =$
4. $10 - 5 =$
5. $3 + 7 =$
6. $7 - 4 =$
7. $6 + 0 =$
8. $9 - 3 =$
9. $5 + 2 =$
10. $10 - 4 =$

Maths Challenge Card 5: Answers

Halve/Find half

Karata ya teko ya tsebo ya dipalo 5: Dikarabo

Hwetša seripagare

1. 10
2. 7
3. 4
4. 6
5. 8 and 1 left over / 8 go šala 1
6. 9
7. 5
8. 3
9. 9 and 1 left over /9 go šala 1
10. 8

Maths Challenge Card 6: Answers

Add

Karata ya teko ya tsebo ya dipalo 6: Dikarabo

Go hlakantšha

1. 3
2. 0
3. 8
4. 1
5. 4
6. 4
7. 6
8. 2
9. 5
10. 8

Maths Challenge Card 7: Answers

Subtract

Karata ya teko ya tsebo ya dipalo 7: dikarabo

DikaraboNtšha

1. 15
2. 4
3. 7
4. 4
5. 4
6. 0
7. 6
8. 1
9. 3
10. 3

Maths Challenge Card 8: Answers

Add and subtract 0–10

Karata ya teko ya tsebo ya dipalo 10: Dikarabo

Go hlakantšha le go ntšha 0–10

1. 10
2. 4
3. 10
4. 5
5. 10
6. 3
7. 6
8. 6
9. 7
10. 6

Mental Mathematics Challenge Cards: Bilingual Version English / Xitsonga

Each term there will be a set of eight mental mathematics challenge cards. If you make them into cards and collect them over the course of the year, you will have a set of one card per teaching week for a year.

Use of the mental mathematics challenge cards

Once a week learners should do mental mathematics in written form, so that there is some record of your daily mental mathematics activities. You can use the **mental mathematics challenge cards** for this purpose.

Learners should not use concrete material to work out the answers in mental mathematics. If learners need to, let them use their fingers as a concrete aid during mental mathematics, but make a note of who they are and then spend time with them during remediation to help them with the basic number and operation skills. Mental mathematics skills improve hugely from Grade 1 to Grade 3. In Grade 1 learners might only manage five questions, especially when they have to write the answers, but by Grade 3 learners should manage ten questions with written answers easily.

Maths Challenge Card 1

Order from biggest to smallest

Khadi ra ntlhotlho wa Tinhlayo 1

Landzelerisa kusuka ka leyikulu swinene ku fika ka leyitsongo swinene

1. 18, 11, 15
2. 2, 20, 12
3. 17, 19, 14
4. 13, 16, 9
5. 15, 18, 20
6. 0, 11, 1
7. 20, 0, 10
8. 12, 11, 17
9. 9, 16, 19
10. 8, 15, 13

Maths Challenge Card 2

2 more than

Khadi ra ntlhotlho wa Tinhlayo 2

Swo tala hi 2

1. 17
2. 11
3. 14
4. 9
5. 12
6. 18
7. 15
8. 10
9. 13
10. 16

Maths Challenge Card 3

2 less than

Khadi ra ntlhotlho wa Tinhlayo 3

Leswi tsongo hi 2

1. 17
2. 14
3. 20
4. 16
5. 15
6. 12
7. 18
8. 13
9. 11
10. 19

Maths Challenge Card 4

Double/Use doubles

Khadi ra ntlhotlho wa Tinhlayo 4

Mbirihata/ Ku tirhisa ku mbirihata

1. 7
2. 6
3. 9
4. 8
5. 5
6. 10
7. $8 + 8 + 1 =$
8. $6 + 6 + 1 =$
9. $9 + 9 + 1 =$
10. $7 + 7 + 1 =$

Maths Challenge Card 1: Answers

Order from biggest to smallest

**Khadi ra ntlhotlho wa Tindhlayo 1:
Tindhlamulo**

Landzelerisa kusuka ka leyikulu swinene ku
fika ka leyitsongo swinene

1. 18, 15, 11
2. 20, 12, 2
3. 19, 17, 14
4. 16, 13, 9
5. 20, 18, 15
6. 11, 1, 0
7. 20, 10, 0
8. 17, 12, 11
9. 19, 16, 9
10. 15, 13, 8

Maths Challenge Card 2: Answers

2 more than

**Khadi ra ntlhotlho wa Tindhlayo 2:
Tindhlamulo**

Swo tala hi 2

1. 19
2. 13
3. 16
4. 11
5. 14
6. 20
7. 17
8. 12
9. 15
10. 18

Maths Challenge Card 3: Answers

2 less than

**Khadi ra ntlhotlho wa Tindhlayo 3:
Tindhlayo**

Tsongo eka hi 2

1. 15
2. 12
3. 18
4. 14
5. 13
6. 10
7. 16
8. 11
9. 9
10. 17

Maths Challenge Card 4: Answers

Double/Use doubles

**Khadi ra ntlhotlho wa Tindhlayo 4:
Tindhlamulo**

Mbirihata

1. 14
2. 12
3. 18
4. 16
5. 10
6. 20
7. 17
8. 13
9. 19
10. 15

Maths Challenge Card 5

Halve/Find half

Khadi ra ntlhotlho wa Tinhlayo 5

Hafu/ Kuma hafu

1. 20
2. 14
3. 8
4. 12
5. 17
6. 18
7. 10
8. 6
9. 19
10. 16

Maths Challenge Card 6

Add

Khadi ra ntlhotlho wa Tinhlayo 6

Hlanganisa

1. $7 + \underline{\quad} = 10$
2. $10 + \underline{\quad} = 10$
3. $2 + \underline{\quad} = 10$
4. $9 + \underline{\quad} = 10$
5. $5 + \underline{\quad} = 9$
6. $6 + \underline{\quad} = 10$
7. $3 + \underline{\quad} = 9$
8. $5 + \underline{\quad} = 7$
9. $5 + \underline{\quad} = 10$
10. $0 + \underline{\quad} = 8$

Maths Challenge Card 7

Subtract

Khadi ra ntlhotlho wa Tinhlayo 7 Susa

Susa

1. $10 - 5 =$
2. $7 - 3 =$
3. $9 - 2 =$
4. $10 - 6 =$
5. $8 - 4 =$
6. $7 - 7 =$
7. $10 - 4 =$
8. $9 - 8 =$
9. $8 - 5 =$
10. $10 - 7 =$

Maths Challenge Card 8

Add and subtract 0–10

Khadi ra ntlhotlho wa Tinhlayo 8

Ku hlanganisa na ku susa 0–10

1. $2 + 8 =$
2. $9 - 5 =$
3. $6 + 4 =$
4. $10 - 5 =$
5. $3 + 7 =$
6. $7 - 4 =$
7. $6 + 0 =$
8. $9 - 3 =$
9. $5 + 2 =$
10. $10 - 4 =$

Maths Challenge Card 5: Answers

Halve/Find half

Khadi ra ntlhotlho wa Tihlayo 5: Tinhlamulo

Hafu/ Kuma hafu

1. 10
2. 7
3. 4
4. 6
5. 8 and 1 left over / Ka 8 na 1ku sala
6. 9
7. 5
8. 3
9. 9 and 1 left over / Ka 9 na 1ku sala
10. 8

Maths Challenge Card 6: Answers

Add

Khadi ra ntlhotlho wa Tihlayo 6: Tinhlamulo

Hlanganisa

1. 3
2. 0
3. 8
4. 1
5. 4
6. 4
7. 6
8. 2
9. 5
10. 8

Maths Challenge Card 7: Answers

Subtract

Khadi ra ntlhotlho wa Tihlayo 7: Tinhlamulo

Susa

1. 15
2. 4
3. 7
4. 4
5. 4
6. 0
7. 6
8. 1
9. 3
10. 3

Maths Challenge Card 8: Answers

Add and subtract 0–10

Khadi ra ntlhotlho wa Tihlayo 8: Tinhlamulo

Hlanganisa na ku susa 0–10

1. 10
2. 4
3. 10
4. 5
5. 10
6. 3
7. 6
8. 6
9. 7
10. 6

Enrichment Activity Cards: English Version

Each term a set of new enrichment cards will be provided. You should retain this set, as they will not be reproduced each term.

Use of the enrichment activity cards

Optional as required.

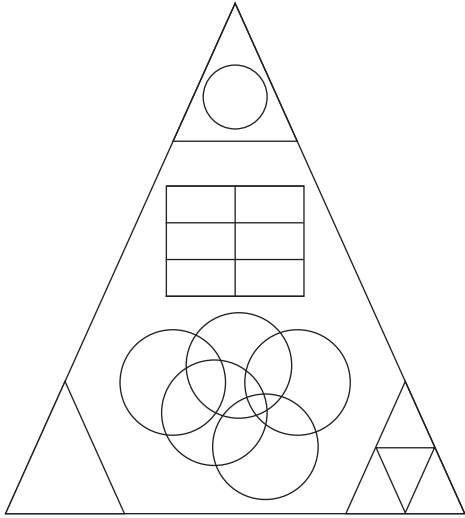
These cards include activities that you can use for enrichment opportunities for learners who have completed the lesson activities ahead of the rest of the class. Learners should work on these cards independently or with their peers who have also completed the classwork. You may need to explain some of the activities to the learners who use them. You should remind them to ask you questions about any of the enrichment activities that they are doing, so that you can guide them as necessary.

You should photocopy the enrichment cards, paste them onto cardboard and laminate them (if possible), so that they can be used as a resource, not only this year but in the future as well.

Put the laminated cardboard cards into a box in a set place in your classroom, so that learners know where to find them. These cards are for all learners and do not have to be used in a particular order. Learners should keep a record of the cards that they have done, so that they continue to choose a new card each time they go to the box. Learners must be taught to replace the cards in numeric order in the box, so that everyone who looks for cards can easily find the one they want to use.

Enrichment Activity 4.1

Count the different shapes.




How many \triangle are there? _____

How many \square are there? _____

How many \circ are there? _____

Enrichment Activity 4.2

Help Sarah to find her lost dog by filling in the rest of the counters.



Enrichment Activity 4.3

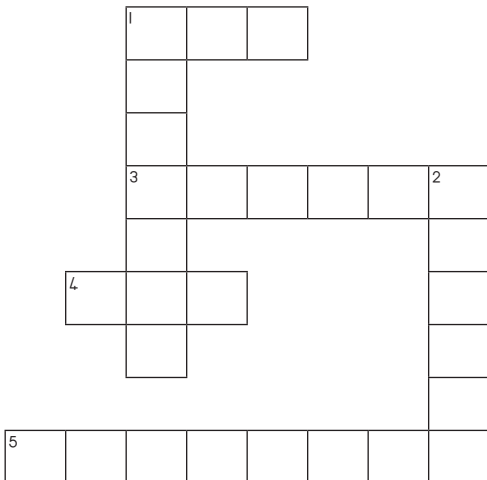
Work out the problems and complete the crossword puzzle by filling in the number names.

Down

1. $10 + 6 =$
2. $6 + 5 =$

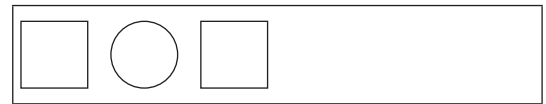
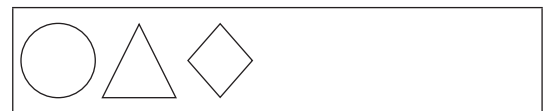
Across

1. $12 - 6 =$
3. $6 + 6 =$
4. $20 - 10 =$
5. $8 + 11 =$



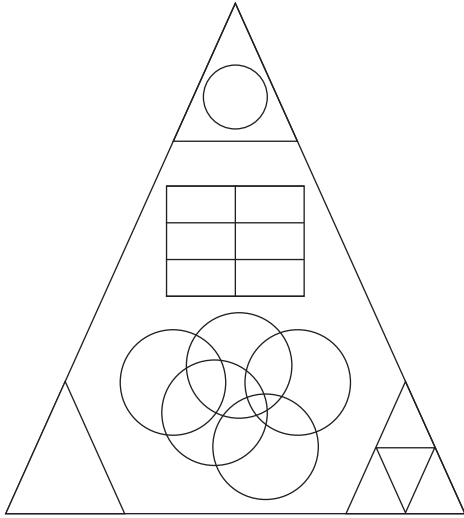
Enrichment Activity 4.4

Complete the following patterns.



Enrichment Activity 4.1: Answers

Count the different shapes.



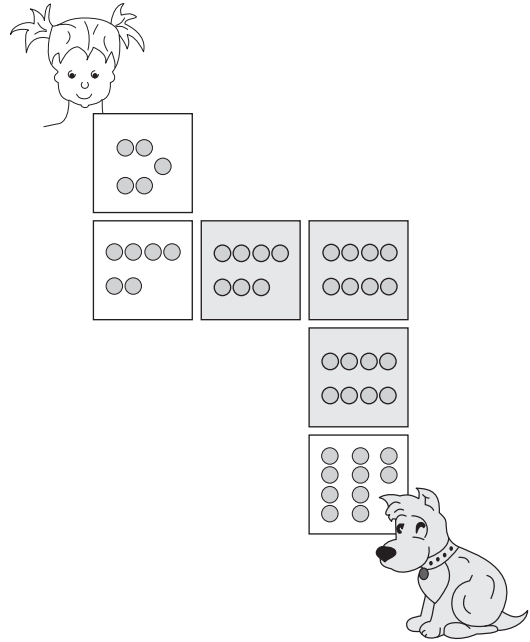
How many \triangle are there? (8)

How many \square are there? (14)

How many \circ are there? (6)

Enrichment Activity 4.2: Answers

Help Sarah to find her lost dog by filling in the rest of the counters.



Enrichment Activity 4.3: Answers

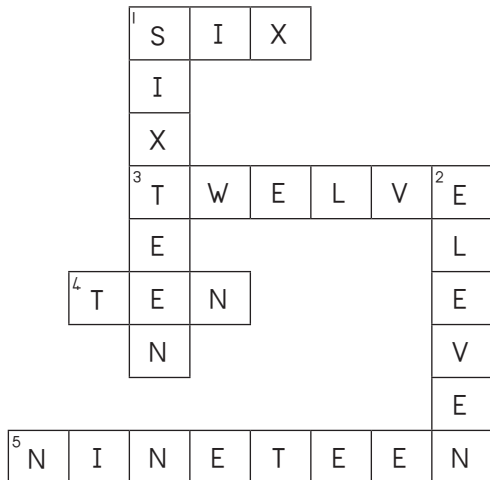
Work out the problems and complete the crossword puzzle by filling in the number names.

Down

1. $10 + 6 =$
2. $6 + 5 =$

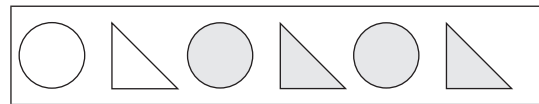
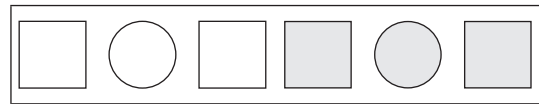

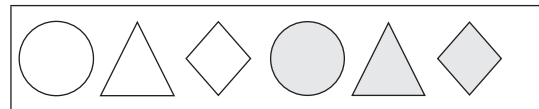
Across

1. $12 - 6 =$
3. $6 + 6 =$
4. $20 - 10 =$
5. $8 + 11 =$



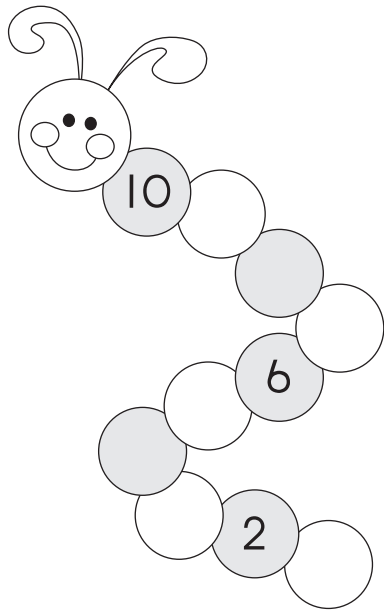
Enrichment Activity 4.4: Answers

Complete the following patterns.



Enrichment Activity 4.5

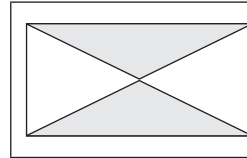
Work out the pattern to complete the worm.



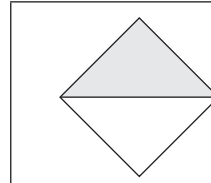
Enrichment Activity 4.6

What shape or shapes are coloured?

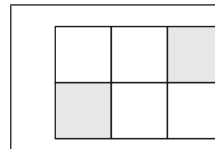
Choose the correct answer.



Circle
Square
Triangle



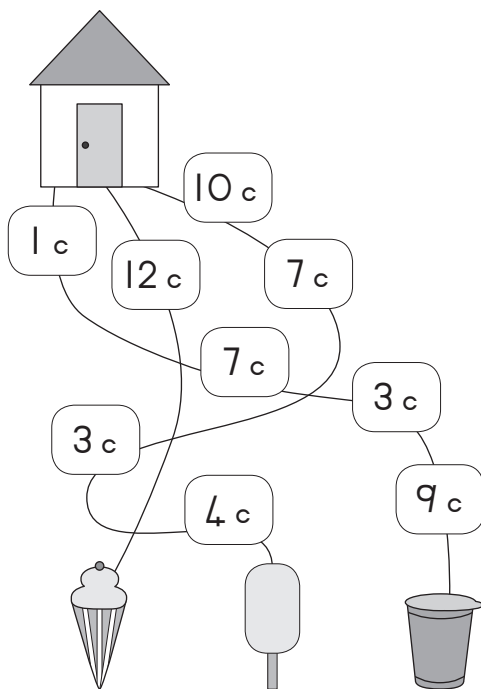
Circle
Square
Triangle



Circle
Square
Triangle

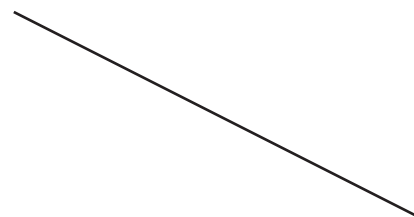

Enrichment Activity 4.7

Add up the money on each path and then circle the ice-cream that is the cheapest.



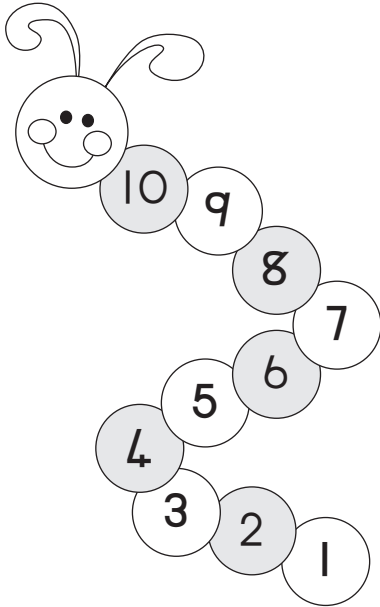
Enrichment Activity 4.8

Circle the line that is the longest. You may not use a ruler to measure the lines.



Enrichment Activity 4.5: Answers

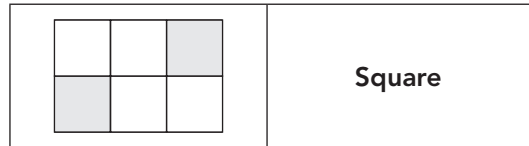
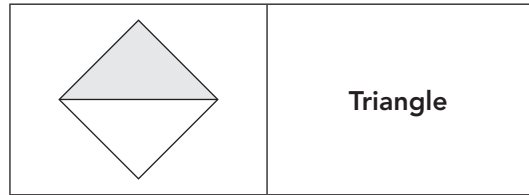
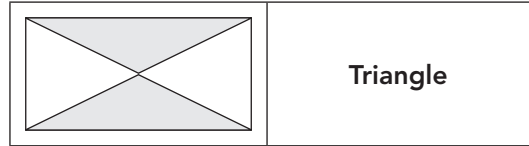
Work out the pattern to complete the worm.



Enrichment Activity 4.6: Answers

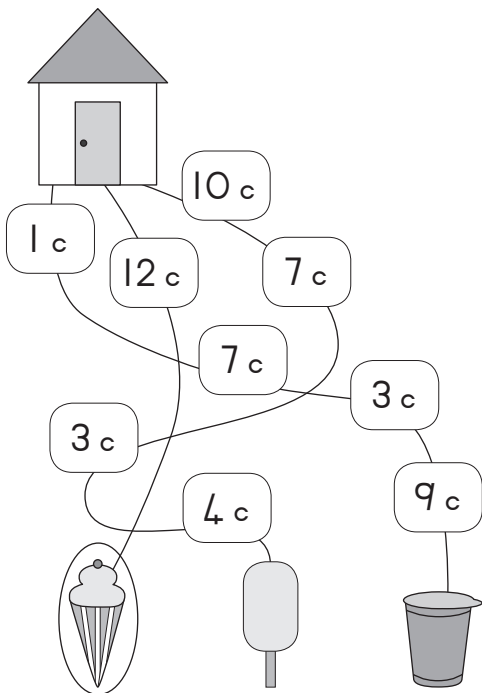
What shape or shapes are coloured?

Choose the correct answer.



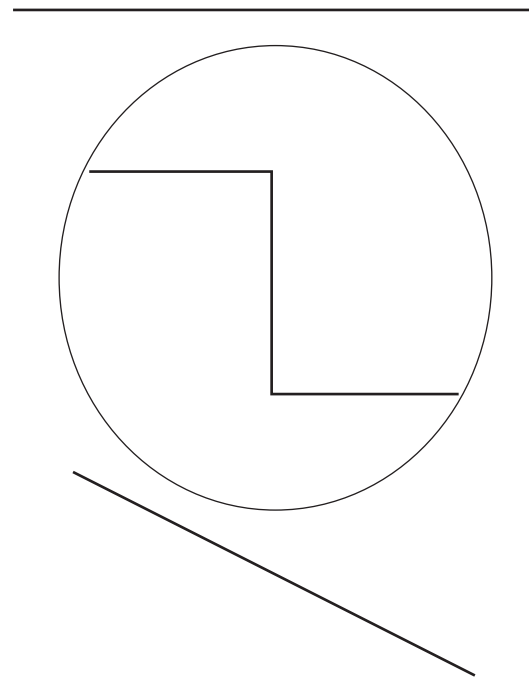
Enrichment Activity 4.7: Answers

Add up the money on each path and then circle the ice-cream that is the cheapest.



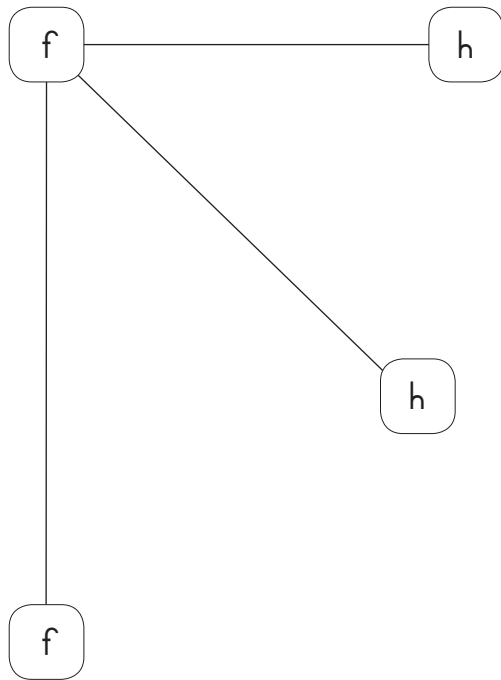
Enrichment Activity 4.8: Answers

Circle the line that is the longest. You may not use a ruler to measure the lines.



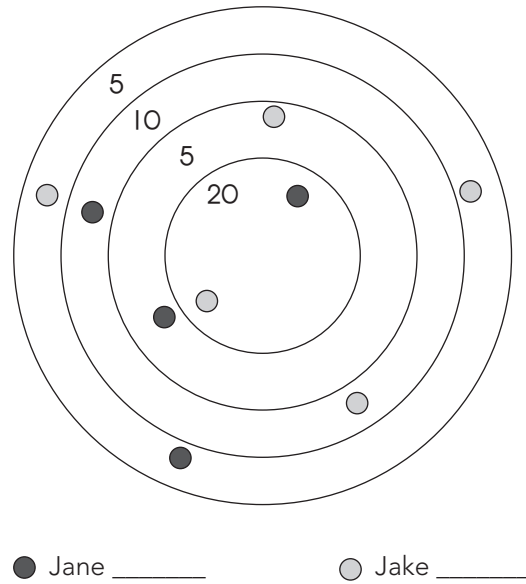
Enrichment Activity 4.9

Circle the longest line.




Enrichment Activity 4.10

Jane and Jake are playing marbles.
Add their scores to see who is winning.



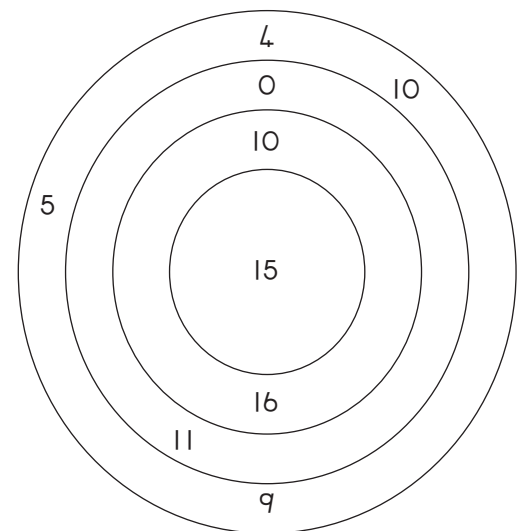
Enrichment Activity 4.11

Divide this square into 4 smaller squares.



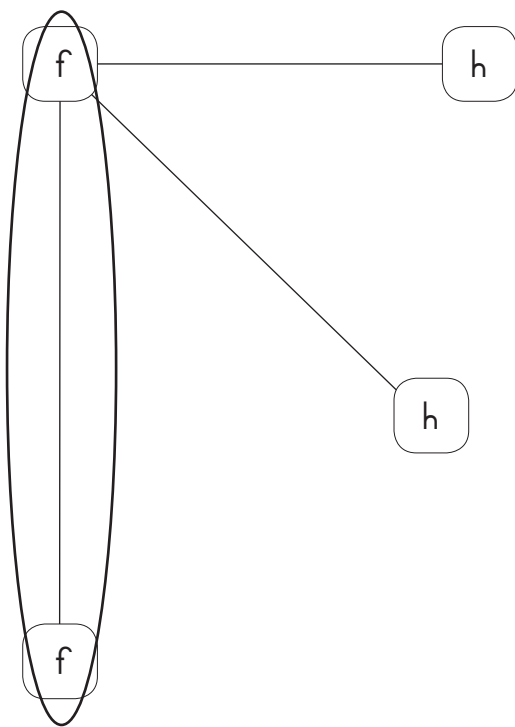
Enrichment Activity 4.12

Use the numbers to see how many sums you can make with 20 as the answer.



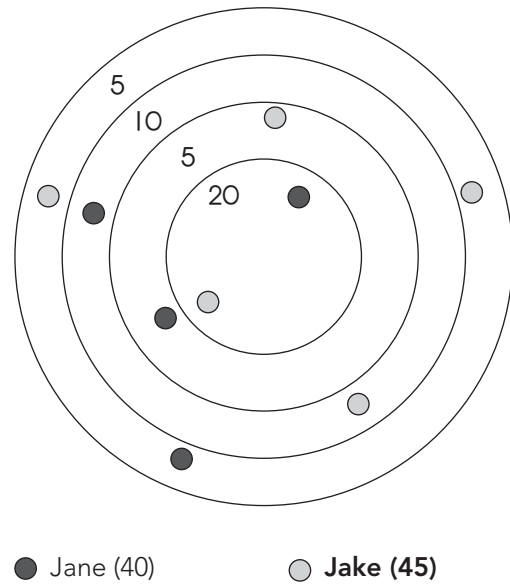
Enrichment Activity 4.9: Answers

Circle the longest line.




Enrichment Activity 4.10: Answers

Jane and Jake are playing marbles.
Add their scores to see who is winning.



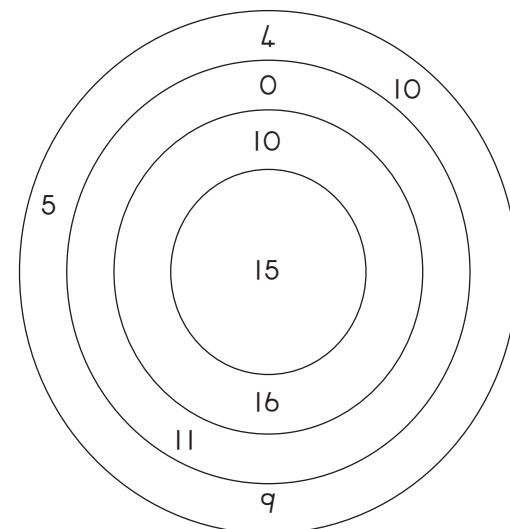
Enrichment Activity 4.11: Answers

Divide this square into 4 smaller squares.



Enrichment Activity 4.12: Answers

Use the numbers to see how many sums you can make with 20 as the answer.



You can make 4 sums:
 $10 + 10$, $15 + 5$, $11 + 9$, $16 + 4$.

Enrichment Activity 4.13

Match the problems in Block A with the answers in Block B.

Block A	Block B
$5 + 14 =$	18
$20 - 2 =$	16
$16 - 3 =$	19
$12 + 6 =$	10
$16 + 0 =$	18
$10 + 7 =$	18
$14 - 4 =$	6
$17 + 1 =$	17
$15 - 9 =$	13

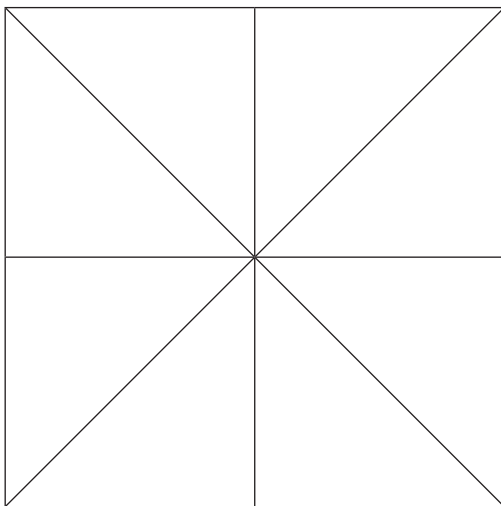
Enrichment Activity 4.14

Try to work out the sums in these blocks.

+	8	1	10
2			
4			
6			
8			
10			

Enrichment Activity 4.15

How many \triangle do you see?



12 Triangles

16 Triangles

13 Triangles

14 Triangles

Enrichment Activity 4.16

Match the numbers with the number names.

Numbers	Number names
8	Two
10	Seven
9	Eight
7	Nine
2	Ten
4	Three
3	Four

Enrichment Activity 4.13: Answers

Match the problems in Block A with the answers in Block B.

Block A	Block B
$5 + 14 =$	18
$20 - 2 =$	16
$16 - 3 =$	19
$12 + 6 =$	10
$16 + 0 =$	18
$10 + 7 =$	18
$14 - 4 =$	6
$17 + 1 =$	17
$15 - 9 =$	13

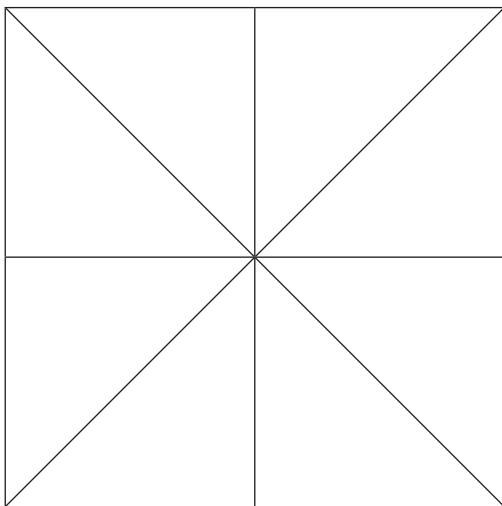
Enrichment Activity 4.14: Answers

Try to work out the sums in these blocks.

+	8	1	10
2	10	3	12
4	12	5	14
6	14	7	16
8	16	9	18
10	18	11	20

Enrichment Activity 4.15: Answers

How many \triangle do you see?



16 Triangles

Enrichment Activity 4.16: Answers

Match the numbers with the number names.

Numbers	Number names
8	Eight
10	Ten
9	Nine
7	Seven
2	Two
4	Four
3	Three

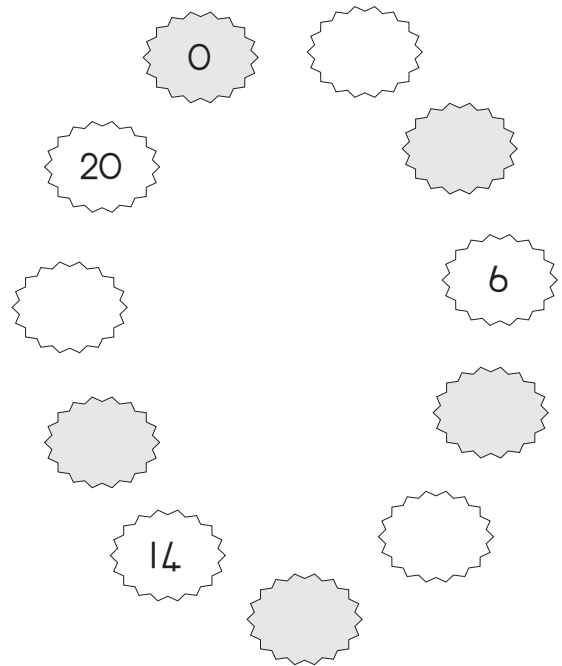
Enrichment Activity 4.17

Complete the table by working out the sums.

+	5	4	2
1			
2			
3			
4			
5			
6			
7			
8			
9			
10			

Enrichment Activity 4.18


Complete the pattern.




Enrichment Activity 4.19

Add the dots on the dominoes and fill in the answers.


How much will it be?



How much will it be?

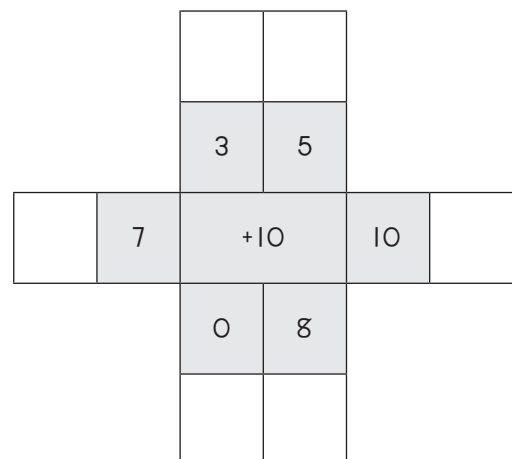


How much will it be?



Enrichment Activity 4.20

Add the middle number to other numbers.



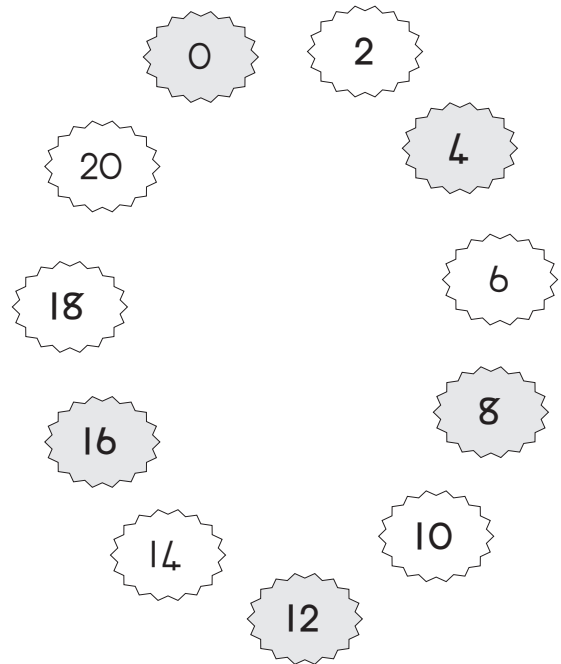
Enrichment Activity 4.17: Answers

Complete the table by working out the sums.

+	5	4	2
1	6	5	3
2	7	6	4
3	8	7	5
4	9	8	6
5	10	9	7
6	11	10	8
7	12	11	9
8	13	12	10
9	14	13	11
10	15	14	12

Enrichment Activity 4.18: Answers


Complete the pattern.




Enrichment Activity 4.19: Answers

Add the dots on the dominoes and fill in the answers.


How much will it be?



How much will it be?

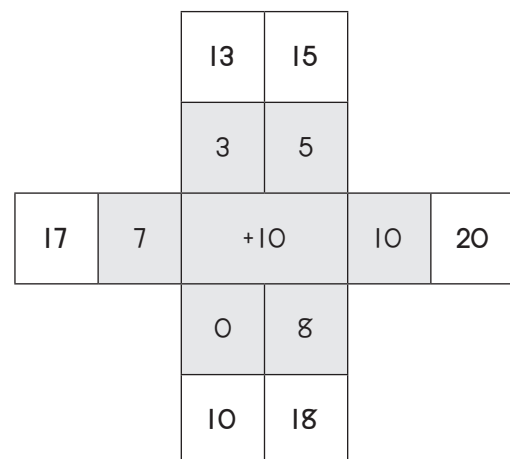


How much will it be?



Enrichment Activity 4.20: Answers

Add the middle number to other numbers.



Enrichment Activity 4.21

Calculate the following and draw a line to the answer.

$$14 + 1 =$$

23

$$3 + 20 =$$

15

$$17 - 3 =$$

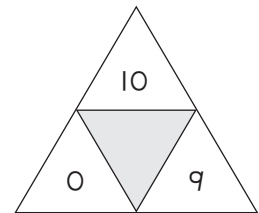
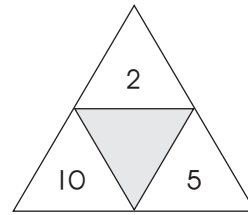
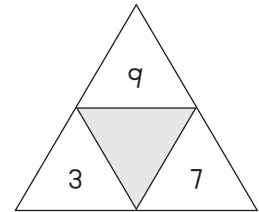
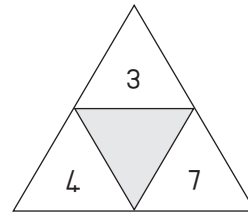
12

$$19 - 7 =$$

14

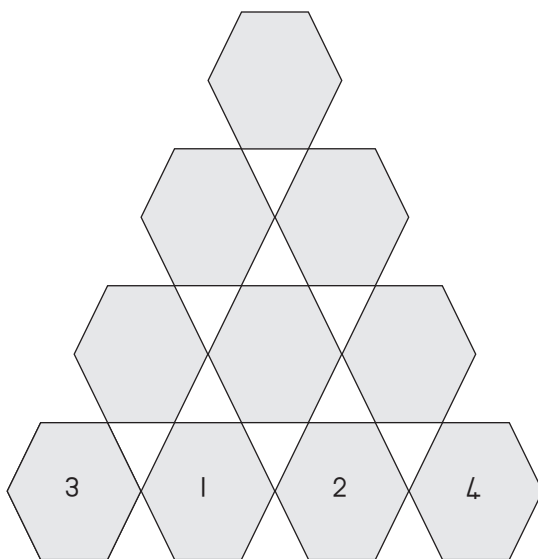
Enrichment Activity 4.22

Add the numbers to find the number in the middle.



Enrichment Activity 4.23

The number in each hexagon is made up by adding the numbers in the two hexagons below it. Calculate the missing numbers.



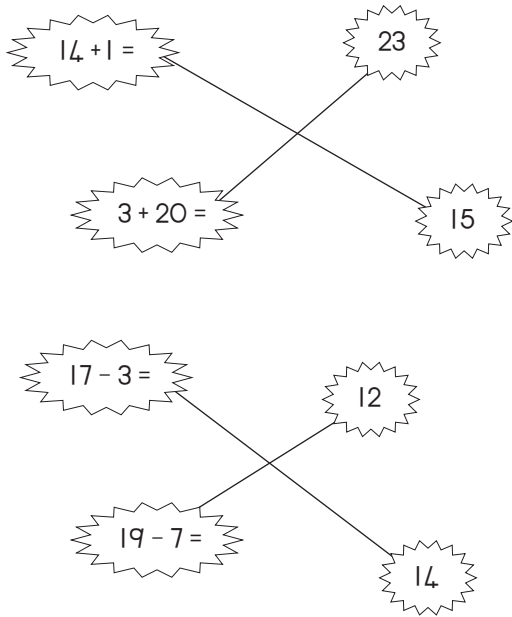
Enrichment Activity 4.24

Calculate each row of the puzzle. Fill in the answers. Calculate each column of the puzzle.

4	+	2	=	
+		+		+
3	+	7	=	
=		=		=
	+		=	

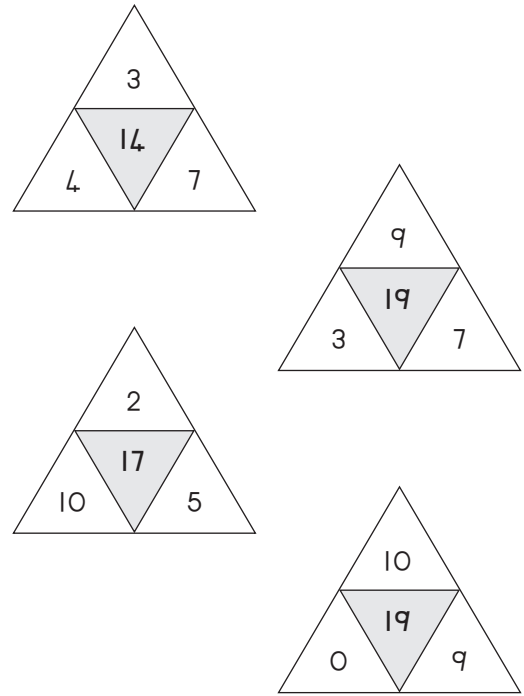
Enrichment Activity 4.21: Answers

Calculate the following and draw a line to the answer.



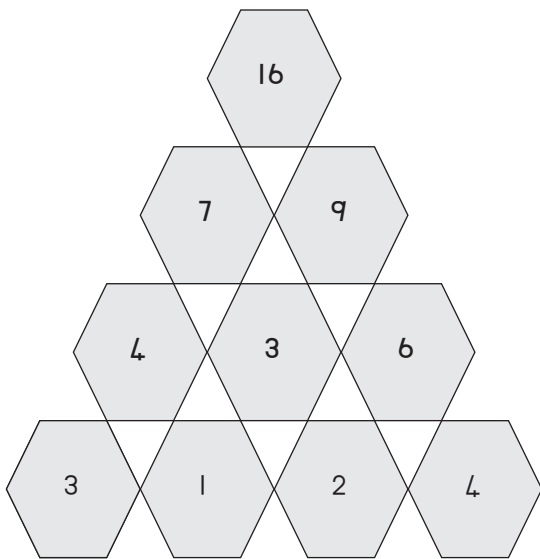
Enrichment Activity 4.22: Answers

Add the numbers to find the number in the middle.



Enrichment Activity 4.23: Answers

The number in each hexagon is made up by adding the numbers in the two hexagons below it. Calculate the missing numbers.



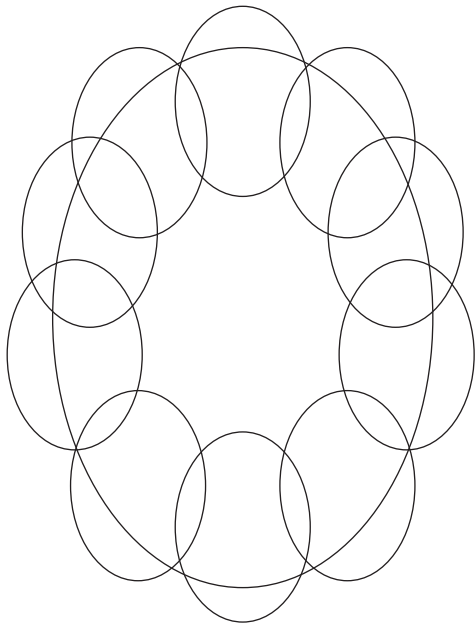
Enrichment Activity 4.24: Answers

Calculate each row of the puzzle. Fill in the answers. Calculate each column of the puzzle.

4	+	2	=	6
+		+		+
3	+	7	=	10
=		=		=
7	+	9	=	16


Enrichment Activity 4.25

How many ovals do you see?




11 24 14

Enrichment Activity 4.26

How many  do you see?

How many  do you see?

How many  do you see?




Enrichment Activity 4.27

Name the different shapes.


These words will help you:

triangle, circle, square.



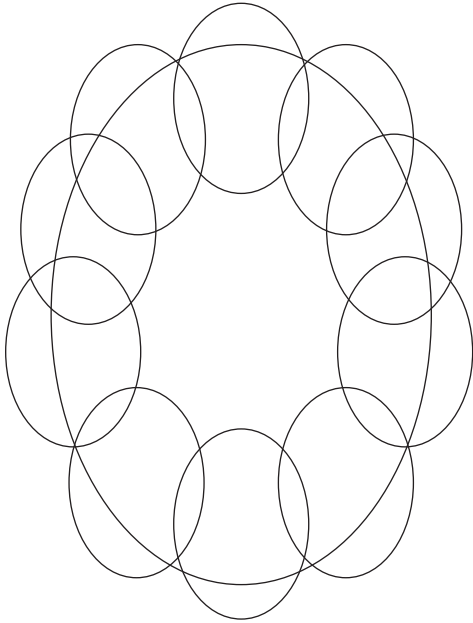
Enrichment Activity 4.28

Use these shapes to draw a picture.



Enrichment Activity 4.25: Answers

How many ovals do you see?




11 24 14

Enrichment Activity 4.26: Answers

How many  do you see? (3)

How many  do you see? (3)

How many  do you see? (2)




Enrichment Activity 4.27: Answers


Name the different shapes.

These words will help you:

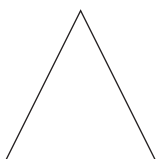
triangle, circle, square.



square



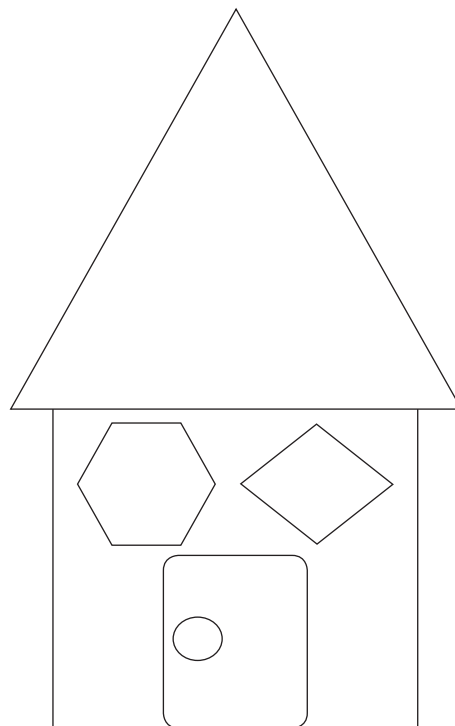
circle



triangle

Enrichment Activity 4.28: Answers

Use these shapes to draw a picture.



Enrichment Activity 4.29: Answers

Add each row of numbers to get an answer.

19						16
=						=
	3				5	
		7		2		
			9			
		8		1		
	0				7	
=						=
17						17







Enrichment Activity 4.30: Answers

Write the number names for each of the following numbers.

8	eight
2	two
3	three
7	seven
9	nine
10	ten
5	five
4	four
1	one
6	six

Enrichment Activity 4.31: Answers

Add 10 and draw your answer on the right hand side.

Enrichment Activity 4.32: Answers

Which number is bigger?
Circle the bigger number.

10	or	14
12	or	9
15	or	5
16	or	20
0	or	13
17	or	7
20	or	19
5	or	11
10	or	11

Enrichment Activity Cards: Sepedi Version

Each term a set of new enrichment cards will be provided. You should retain this set, as they will not be reproduced each term.

Use of the enrichment activity cards

Optional as required.

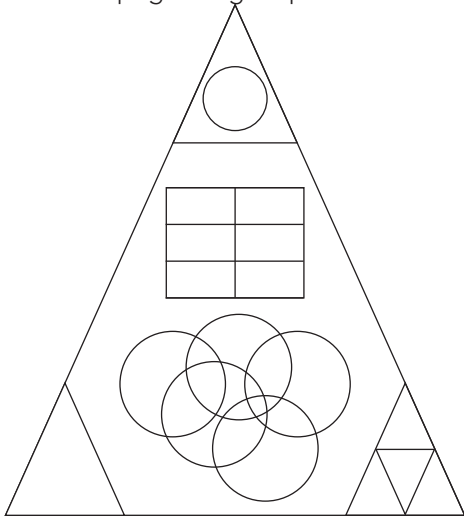
These cards include activities that you can use for enrichment opportunities for learners who have completed the lesson activities ahead of the rest of the class. Learners should work on these cards independently or with their peers who have also completed the classwork. You may need to explain some of the activities to the learners who use them. You should remind them to ask you questions about any of the enrichment activities that they are doing, so that you can guide them as necessary.

You should photocopy the enrichment cards, paste them onto cardboard and laminate them (if possible), so that they can be used as a resource, not only this year but in the future as well.

Put the laminated cardboard cards into a box in a set place in your classroom, so that learners know where to find them. These cards are for all learners and do not have to be used in a particular order. Learners should keep a record of the cards that they have done, so that they continue to choose a new card each time they go to the box. Learners must be taught to replace the cards in numeric order in the box, so that everyone who looks for cards can easily find the one they want to use.

Mošomo wa matlafatšo 4.1

Bala dibopeggo tša go fapana




Na go nale  tše kae? _____

Na go nale  tše kae? _____

Na go nale  tše kae? _____

Mošomo wa matlafatšo 4.2

Thuša Sarah go humana mpša ya gagwe ye e timetšego ka go tlatša dibaledi ka moka.



Mošomo wa matlafatšo 4.3

Šoma dipalo tše gomme o feleletše phasele ya go putla ya mantšu ka go tlatša mainapalo

Fase

1. $10 + 6 =$

4. $10 - 5 =$

Go putla

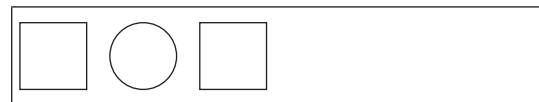
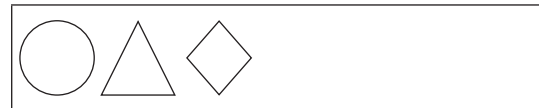
2. $10 - 9 =$

3. $10 - 7 =$

5. $5 + 3 =$

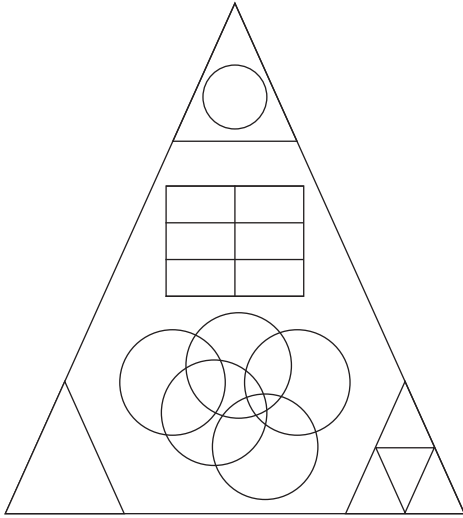
Mošomo wa matlafatšo 4.4

Feleletša dipaterone tše di latelago.



Mošomo wa matlafatšo 4.1 Dikarabo

Bala dibopego tša go fapana.



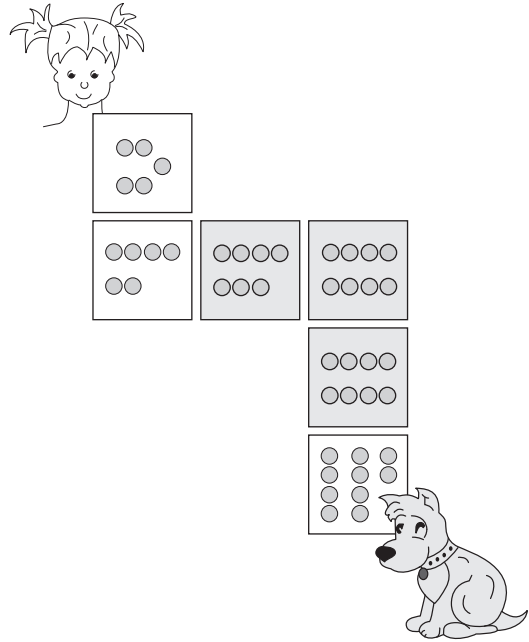
Go nale di  tše kae? (8)

Go nale di  tše kae? (14)

Go nale di  tše kae? (6)

Mošomo wa matlafatšo 4.2 Dikarabo

Thuša Sarah go humana mpša ya gagwe ye e timetšego ka go tlatša dibaledi ka moka.



Mošomo wa matlafatšo 4.3: Dikarabo

Šoma dipalo tše gomme o feleletše phasele ya go putla ya mantšu ka go tlatša mainapalo

Fase

1. $10 + 6 =$

4. $10 - 5 =$

Go putla

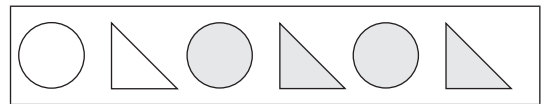
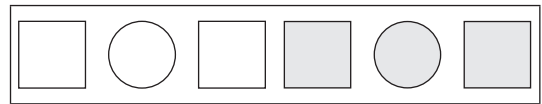

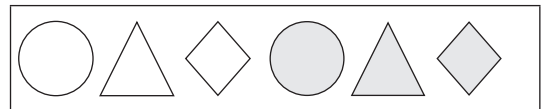
2. $10 - 9 =$

3. $10 - 7 =$

5. $5 + 3 =$

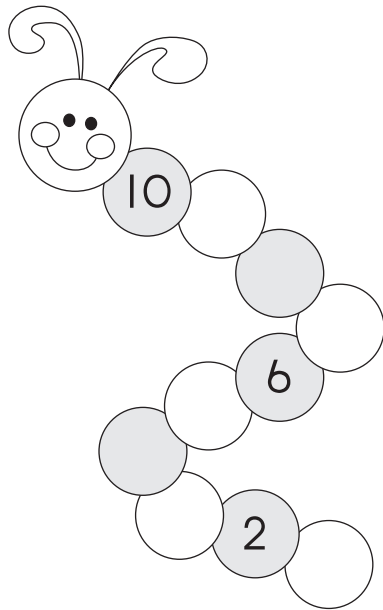
Mošomo wa matlafatšo 4.4: Dikarabo

Feleletša dipaterone tše di latelago.



Mošomo wa matlafatšo 4.5

Šoma paterone gomme o feleletše seboko.



Mošomo wa matlafatšo 4.6

Na ke sebopego goba dibopego dife tšeo di khalarilwego?

Kgetha karabo ye e nepagetšego

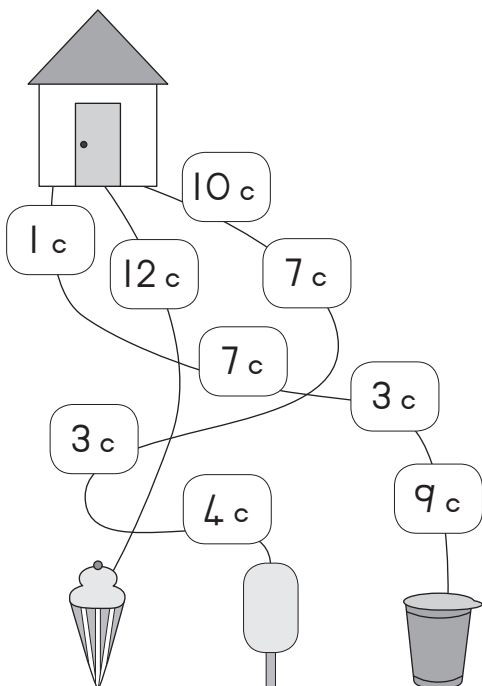
	Sediko Sekwere Khutlotharo
--	----------------------------------

	Sediko Sekwere Khutlotharo
--	----------------------------------

	Sediko Sekwere Khutlotharo
--	----------------------------------

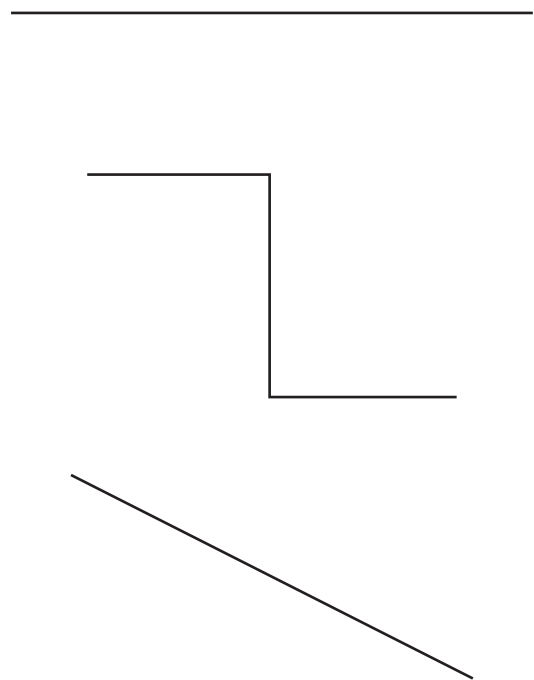
Mošomo wa matlafatšo 4.7

Hlakantšha tšhelete mo tseleng ye nngwe le yenngwe ke moka o raretše lebebetšididi la theko ya fase.



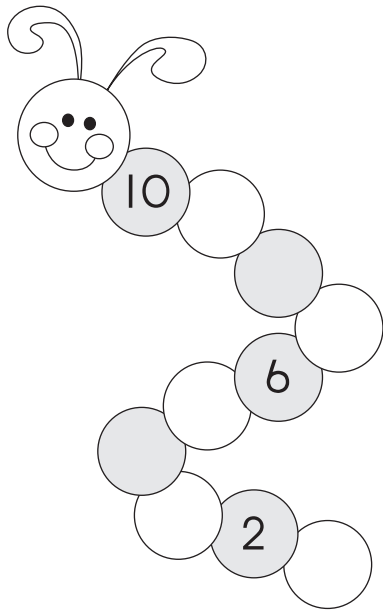
Mošomo wa matlafatšo 4.8

Raretša mothaladi wo motelele. O ka se šomiše rula go kala methalo.



Mošomo wa matlafatšo 4.5: Dikarabo

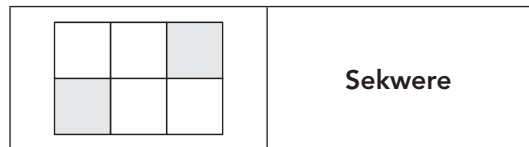
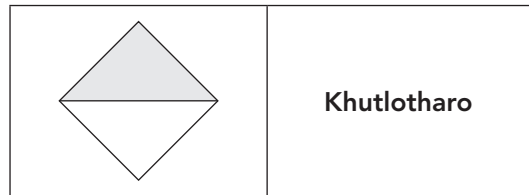
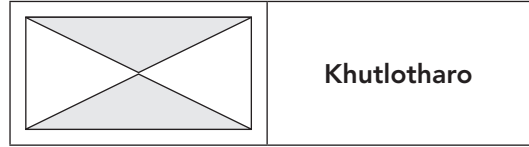
Šoma paterone gomme o feleletše seboko.



Mošomo wa matlafatšo 4.6 Dikarabo

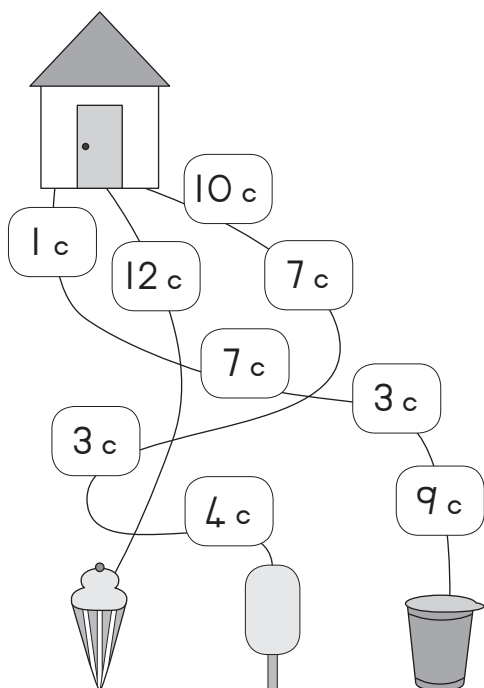
Na ke sebopego goba dibopego dife tšeo di khalarilwego.

Kgetha dikarabo tšeo dinepagetšego.



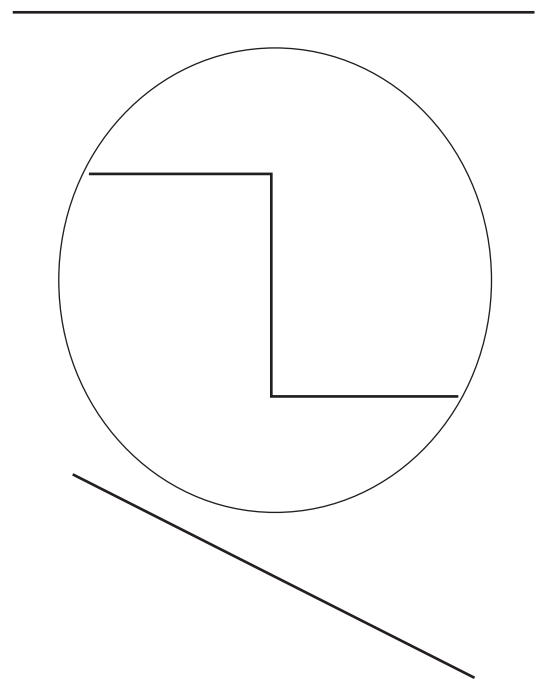
Mošomo wa matlafatšo 4.7: Dikarabo

Hlakantšha tšhelete mo tseleng ye nngwe le yengwe ke moka o raretše lebebetšididi la theko ya fase.



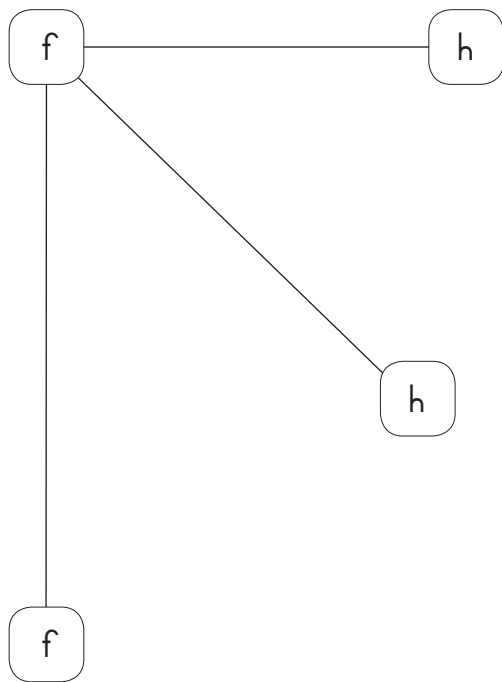
Mošomo wa matlafatšo 4.8: Dikarabo

Raretša mothaladi wo motelele. O ka se šomiše rula go kala methalo.



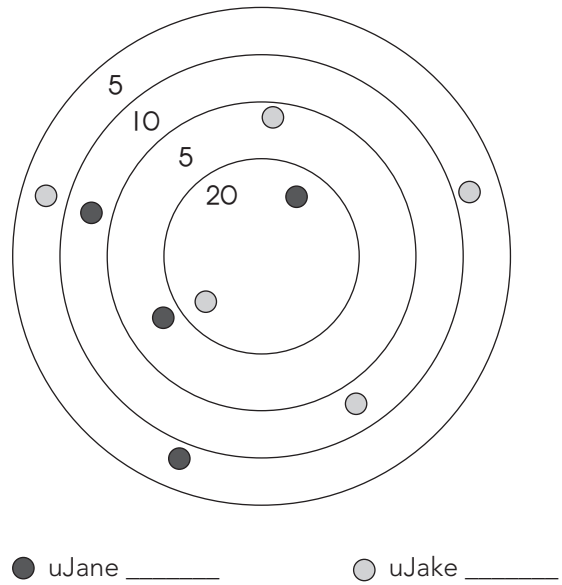
Mošomo wa matlafatšo 4.9

Raretša mothladi wo motelele.




Mošomo wa matlafatšo 4.10

Jane le Jake ba raloka memabolo. Hlakantšha dinthla tša bona go re o bone mofenyi.



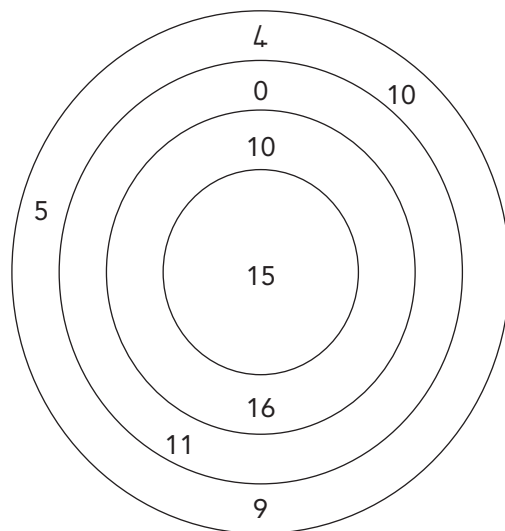
Mošomo wa matlafatšo 4.11

Arola sekwere se ka dikwere tše dinnyane tše 4.



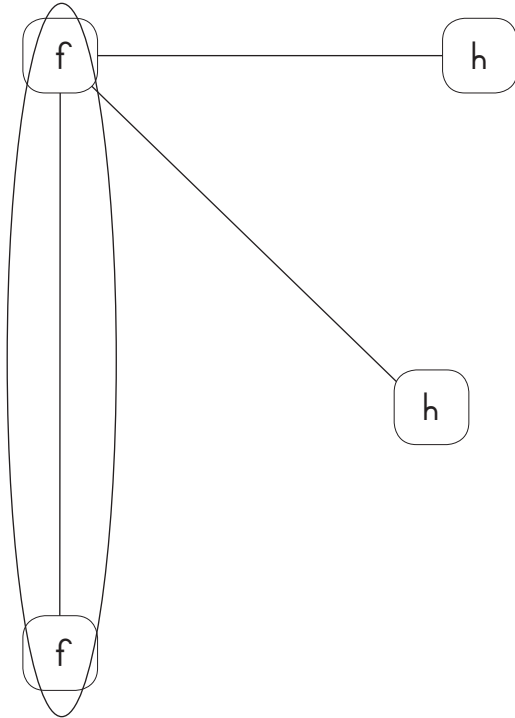
Mošomo wa matlafatšo 4.12

Šomiša dinomoro go bona gore o ka dira dipalo tše kae tšeo karabo ya tšona e lego 20.



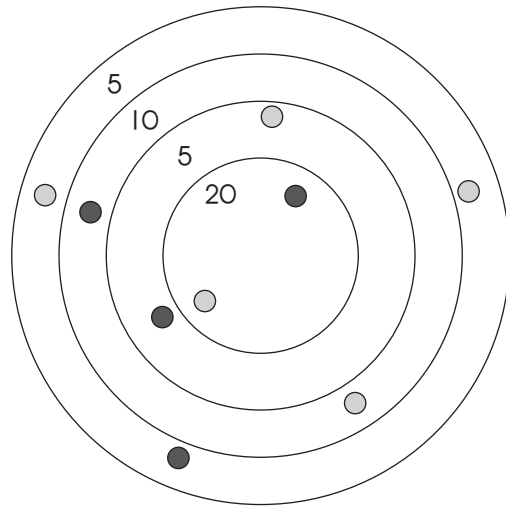
Mošomo wa matlafatšo 4.9

Dikarabo Raretša mothaladi o motelele.



Mošomo wa matlafatšo 4.10 Dikarabo

Jane le Jake ba raloka memabolo. Hlakantšha dинthla tša bona gore o bone mothopasefoka..




● uJane (40)

○ uJake (45)

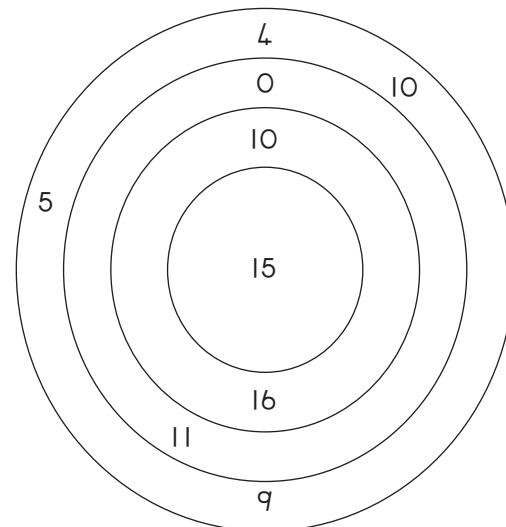
Mošomo wa matlafatšo 4.11 Dikarabo

Arola sekwere se ka dikwerenyana tše dinyenyane tše 4.



Mošomo wa matlafatšo 4.12 Dikarabo

šomiša dinomoro go bona gore o ka dira dipalo tše kae tšeo dikarabo tša tšona e lego 20.



O ka dira dipalo tše 4 :

10 + 10, 15 + 5, 11 + 9, 16 + 4.

Mošomo wa matlafatšo 4.13

Nyalantšha dipalo tšeo di lego ka go ploko ya A le tšeo di lego ka go ploko ya B.

A	B
$5 + 14 =$	18
$20 - 2 =$	16
$16 - 3 =$	19
$12 + 6 =$	10
$16 + 0 =$	18
$10 + 7 =$	18
$14 - 4 =$	6
$17 + 1 =$	17
$15 - 9 =$	13

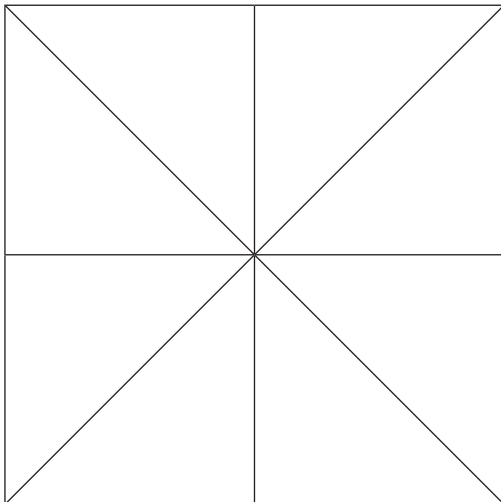
Mošomo wa matlafatšo 4.14

Leka go šoma dipalo ka diplokong tše.

+	8	1	10
2			
4			
6			
8			
10			

Mošomo wa matlafatšo 4.15

Na o bona di  tše kae?



Dikhutlotharo tše -12 Dikhutlotharo tše 16

Dikhutlotharo tše 13 Dikhutlotharo tše 14

Mošomo wa matlafatšo 4.16

Nyalantšha dinomoro le maina palo

Dinomoro	Mainapalo
8	Pedi
10	Šupa
9	Seswai
7	Senyane
2	Lesome
4	Tharo
3	Nne

Mošomo wa matlafatšo 4.13 Dikarabo

Nyalantšha dipalo tšeo di lego ka go ploko ya A le tšeo di lego ka go ploko ya B.

A	B
5 + 14 =	18
20 - 2 =	16
16 - 3 =	19
12 + 6 =	10
16 + 0 =	18
10 + 7 =	18
14 - 4 =	6
17 + 1 =	17
15 - 9 =	13

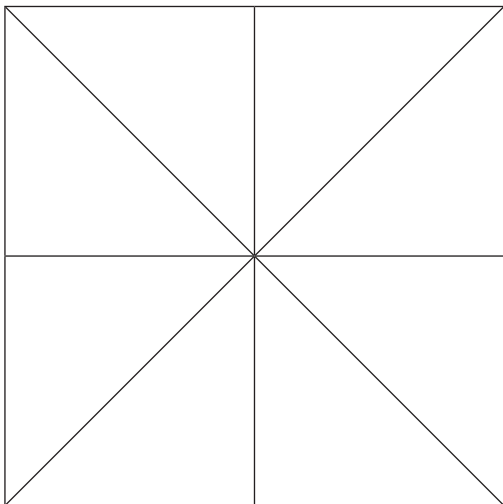
Mošomo wa matlafatšo 4.14 Dikarabo

Leka go šoma dipalo ka dipokong tše.

+	8	1	10
2	10	3	12
4	12	5	14
6	14	7	16
8	16	9	18
10	18	11	20

Mošomo wa matlafatšo 4.15 Dikarabo

Na o bona di \triangle tše kae?



Dikhutlotharo tše -16


Mošomo wa matlafatšo 4.16 Dikarabo

Nyalantšha dinomoro le maina palo

Dinomoro	Mainapalo
8	Seswai
10	Lesome
9	Senyane
7	Šupa
2	Pedi
4	Nne
3	Tharo

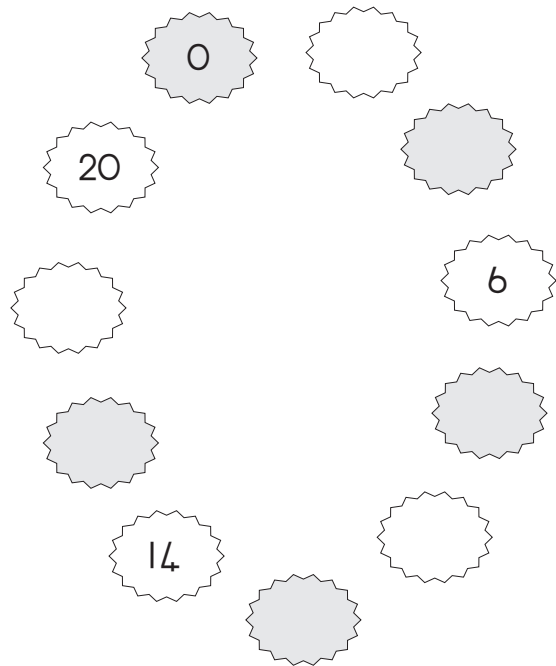
Mošomo wa matlafatšo 4.17

Feleletša tafola ka go šoma dipalo.

+	5	4	2		
1					
2					
3		10	9		
4				8	
5					7
6				6	
7			5		
8		4			
9			3	2	
10					1

Mošomo wa matlafatšo 4.18


Feleletša paterone




Mošomo wa matlafatšo 4.19

Hlakantšha marontho godimo ga domino gomme o tlatše Dikarabo.


Na e tla ba bokae?



Na e tla ba bokae?

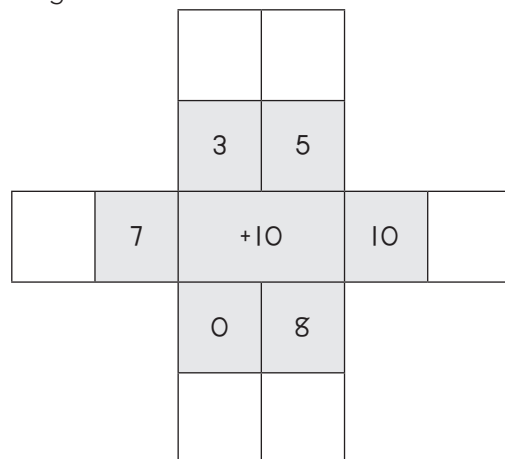


Na e tla ba bokae?



Mošomo wa matlafatšo 4.20

Hlakantšha nomoro ya gare le dinomoro tše dingwe



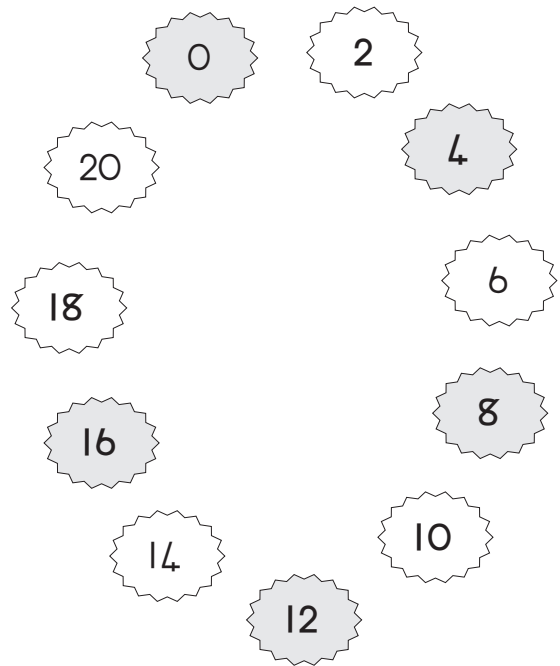
Mošomo wa matlafatšo 4.17 Dikarabo

Feleletša tafola ka go hlakantšha dipalo.

+	5	4	2
1	6	5	3
2	7	6	4
3	8	7	5
4	9	8	6
5	10	9	7
6	11	10	8
7	12	11	9
8	13	12	10
9	14	13	11
10	15	14	12

Mošomo wa matlafatšo 4.18 Dikarabo


Feleletša paterone.




Mošomo wa matlafatšo 4.19 Dikarabo

Hlakantšha marontho godimo ga domino gomme o tlatše Dikarabo:


Na e tla ba bokae? ?



Na e tla ba bokae? ?

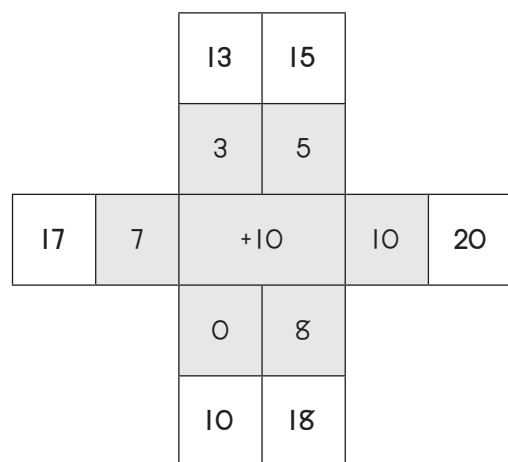


Na e tla ba bokae? ?



Mošomo wa matlafatšo 4.20 Dikarabo

Hlakantšha nomoro ya magareng le dinomoro tše dingwe.



Mošomo wa matlafatšo 4.21

Balela tše dipalo tše di latelago gomme o thale mothalo go ya go karabo ya maleba.

$14 + 1 =$

23

$3 + 20 =$

15

$17 - 3 =$

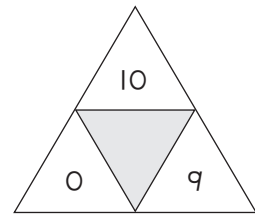
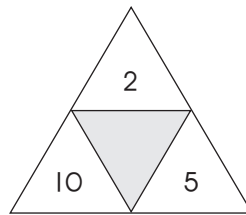
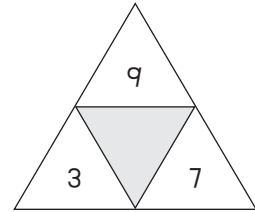
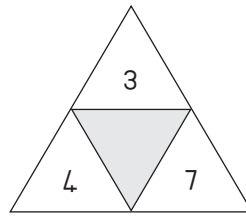
12

$19 - 7 =$

14

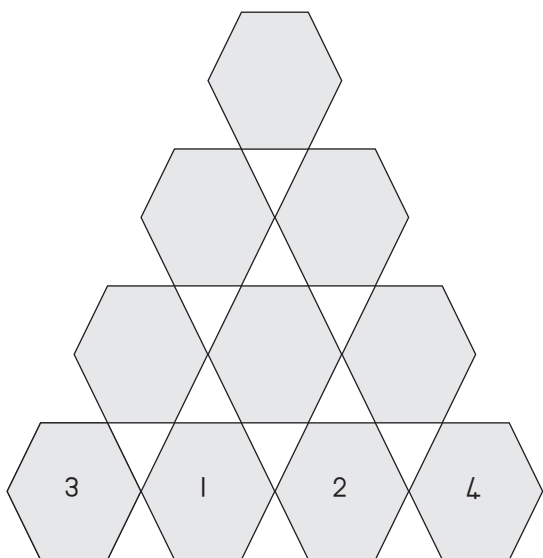
Mošomo wa matlafatšo 4.22

Hlakantšha dinomoro gore o kgone go humana nomoro ya gare.



Mošomo wa matlafatšo 4.23

Nomoro yennngwe le yennngwe mo go khutlotshela e bopilwe ka go hlakantšha dinomoro tša ka gare ga dikhutlotshela tše 2 tša ka tlase ga yona.



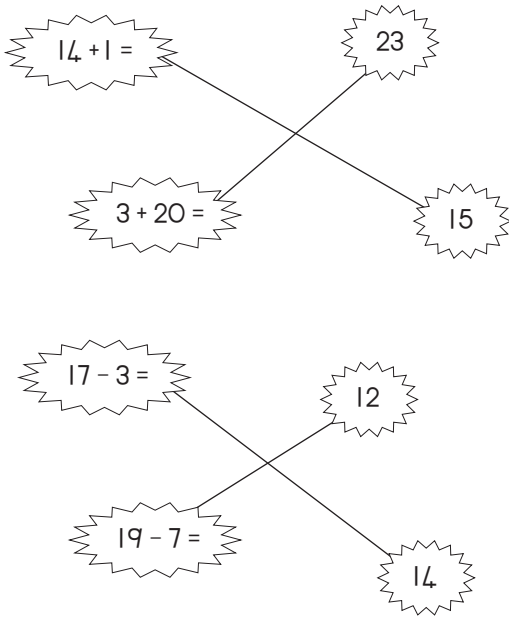
Mošomo wa matlafatšo 4.24

Balela mothladi wo mongwe le wo mongwe wa phasele. Tlatša Dikarabo. Balela kholomo yennngwe le yennngwe ya phasele.

4	+	2	=	
+		+		+
3	+	7	=	
=		=		=
	+		=	

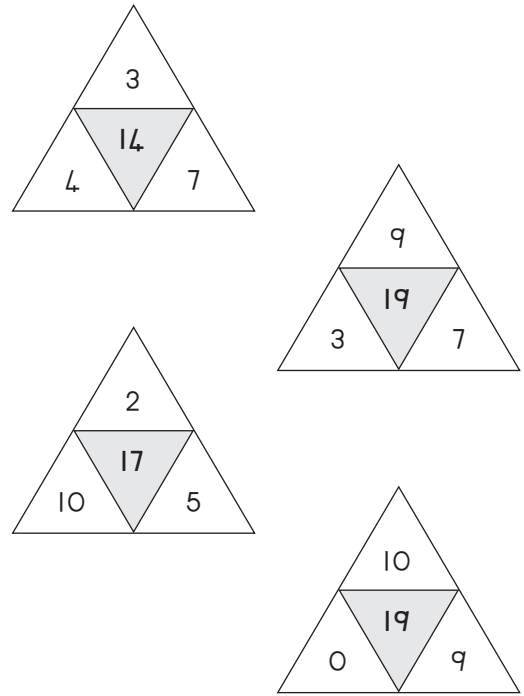
Mošomo wa matlafatšo 4.21 Dikarabo

Balela tše dipalo tše di latelago gomme o thale mothalo go ya go karabo ya maleba.



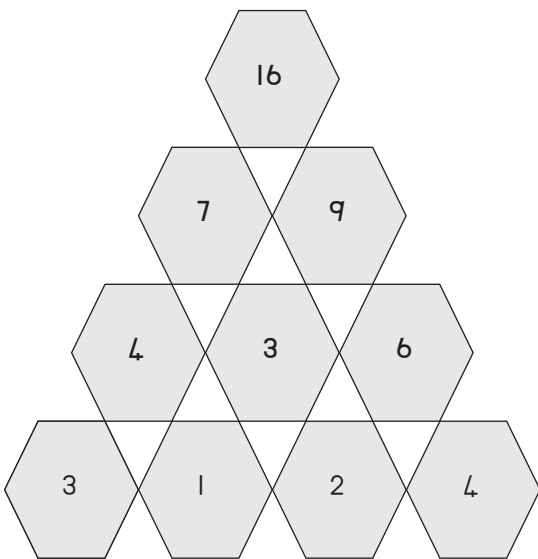
Mošomo wa matlafatšo 4.22 Dikarabo

Hlakantšha dinomoro gore o kgone go humana nomoro ya gare.



Mošomo wa matlafatšo 4.23 Dikarabo

Nomoro yenngwe le yenngwe mo go khutlotshela e bopilwe ka go hlakantšha dinomoro tša ka gare ga dikhutlotshela tše 2 tša ka tlase ga yona.



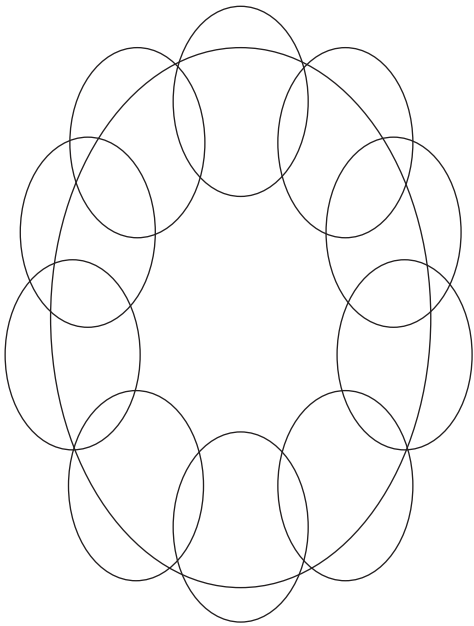
Mošomo wa matlafatšo 4.24 Dikarabo

šomiša dinomoro go bona gore o ka dira dipalo tše kae tše o dikarabo tša tšona e lego 20.

4	+	2	=	6
+		+		+
3	+	7	=	10
=		=		=
7	+	9	=	16

Mošomo wa matlafatšo 4.25

Na o bona di ovale tše kae?




11 24 14

Mošomo wa matlafatšo 4.26

Na o bona  tše kae?

Na o bona  tše kae?

Na o bona  tše kae?





Mošomo wa matlafatšo 4.27

Ngwala maina a dibopego tša go fapana.

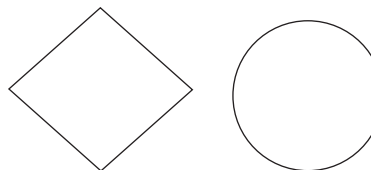
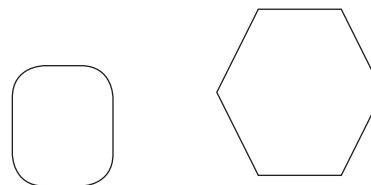
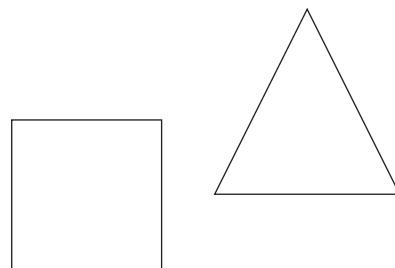
Mantšu a a tla go thuša:

khutlotharo, sediko, sekwere.



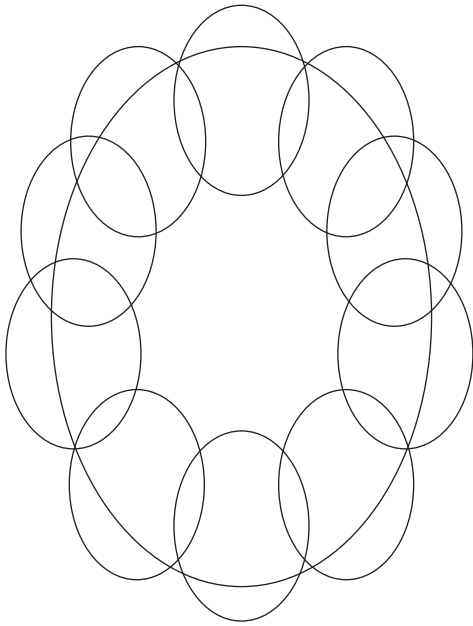
Mošomo wa matlafatšo 4.28

Šomiša dibopego tše go thala seswantšho.




Mošomo wa matlafatšo 4.25 Dikarabo

Na o bona di ovale tše kae?




11 24 14

Mošomo wa matlafatšo 4.26 Dikarabo

Na o bona  tše kae? (3)

Na o bona  tše kae? (3)

Na o bona  tše kae? (2)




Mošomo wa matlafatšo 4.27 Dikarabo


Ngwala maina a dibopego tša go fapana.

Mantšu a a tla go thuša:

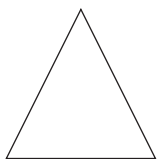
khutlotharo, sediko, sekwere.



Sekwere



8 go šala 1




Khutlotharo

Mošomo wa matlafatšo 4.28 Dikarabo

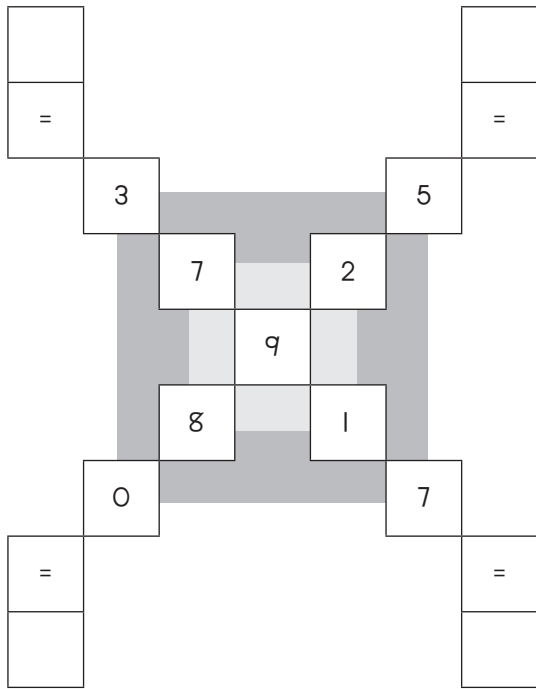
Šomiša dibopego tše go thala seswantšho.

Dikarabo di tla fapana.



Mošomo wa matlafatšo 4.29

Hlakantšha mothaladi wo mongwe le wo mongwe wa dinomoro go humana karabo.



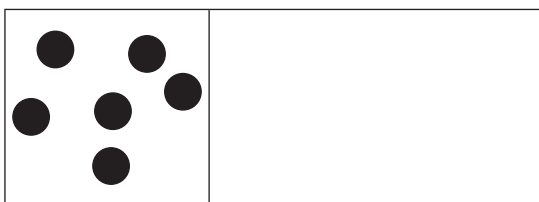

Mošomo wa matlafatšo 4.30

Ngwala mainapalo a dinomoro tše di latelago.

8	
2	
3	
7	
9	
10	
5	
4	
1	
6	

Mošomo wa matlafatšo 4.31 Dikarabo

Oketša ka -10 gomme o thale karabo ya gago ka lehlakoreng la mmagoja.



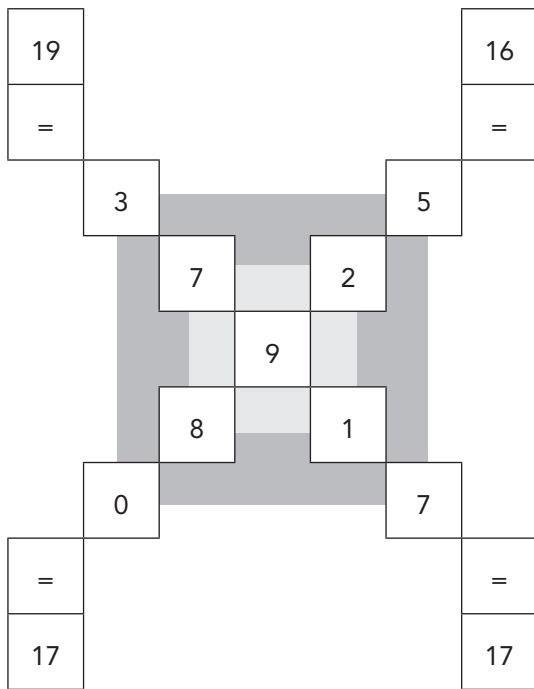
Mošomo wa matlafatšo 4.32 Dikarabo

Na ke nomoro efe ye kgolo. Raretša nomoro ye kgolo.

- | | | |
|----|------|----|
| 10 | goba | 14 |
| 12 | goba | 9 |
| 15 | goba | 5 |
| 16 | goba | 20 |
| 0 | goba | 13 |
| 17 | goba | 7 |
| 20 | goba | 19 |
| 5 | goba | 11 |
| 10 | goba | 11 |

Mošomo wa matlafatšo 4.29: Dikarabo

Hlakantšha mothaladi wo mongwe le wo mongwe wa dinomoro go humana karabo.




Mošomo wa matlafatšo 4.30: Dikarabo

Ngwala mainapalo a dinomoro tše di latelago.

8	seswai
2	pedi
3	tharo
7	šupa
9	senyane
10	lesome
5	hlano
4	nne
1	tee
6	tshela

Mošomo wa matlafatšo 4.31: Dikarabo

Oketša ka -10 gomme o thale karabo ya gago ka lehlakoreng la mmagoja.



Mošomo wa matlafatšo 4.32: Dikarabo

Na ke nomoro efe ye kgolo. Raretša nomoro ye kgolo.

- 10 goba (14)
- (12) goba 9
- (15) goba 5
- 16 goba (20)
- 0 goba (13)
- (17) goba 7
- (20) goba 19
- 5 goba (11)
- 10 goba (11)

Enrichment Activity Cards: Xitsonga Version

Each term a set of new enrichment cards will be provided. You should retain this set, as they will not be reproduced each term.

Use of the enrichment activity cards

Optional as required.


These cards include activities that you can use for enrichment opportunities for learners who have completed the lesson activities ahead of the rest of the class. Learners should work on these cards independently or with their peers who have also completed the classwork. You may need to explain some of the activities to the learners who use them. You should remind them to ask you questions about any of the enrichment activities that they are doing, so that you can guide them as necessary.

You should photocopy the enrichment cards, paste them onto cardboard and laminate them (if possible), so that they can be used as a resource, not only this year but in the future as well.

Put the laminated cardboard cards into a box in a set place in your classroom, so that learners know where to find them. These cards are for all learners and do not have to be used in a particular order. Learners should keep a record of the cards that they have done, so that they continue to choose a new card each time they go to the box. Learners must be taught to replace the cards in numeric order in the box, so that everyone who looks for cards can easily find the one they want to use.

Mfumiso wa Nghingiriko 4.1

Hlayela swivumbeko swo hambanahambana




Xana ku na  swingani? _____

Xana ku na  swingani? _____

Xana ku na  swingani? _____

Mfumiso wa Nghingiriko 4.2

Pfuna Sarah ku kuma mbyana ya yena leyi nga lahleka hi ku tatisa swihlayelo leswi seleke.



Mfumiso wa Nghingiriko 4.3

Tirha xiphiko u hetisa marito yo tsemakanya ku tatisa mavito ya nomboro.

Hansi

1. $10 + 6 =$

2. $6 + 5 =$

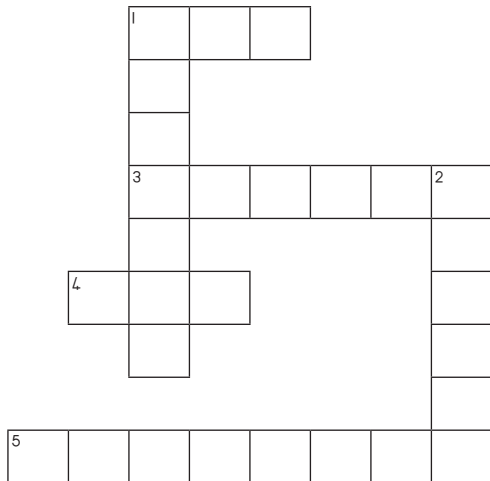
Tsemakanya

1. $12 - 6 =$

3. $6 + 6 =$

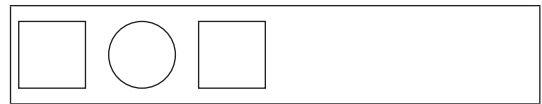
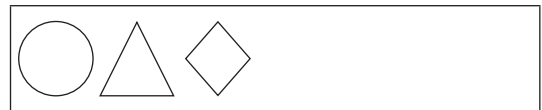
4. $20 - 10 =$

5. $8 + 11 =$



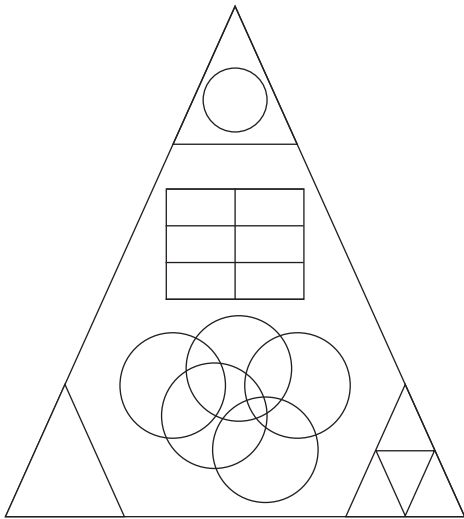
Mfumiso wa Nghingiriko 4.4

Hetisa tipatironi leti landzelaka.




Mfumiso wa Nghingiriko 4.1: Tinhlamulo

Hlayela swivumbeko swo hambana hambana.




Xana ku na  swingani? (8)

Xana ku na  swingani? (14)

Xana ku na  swingani? (6)

Mfumiso wa Nghingiriko 4.2: Tinhlamulo

Pfuna Sarah ku kuma mbyana ya yena leyi nga lahleka hi ku tatisa swihlayelo leswi seleke.



Mfumiso wa Nghingiriko 4.3: Tinhlamulo

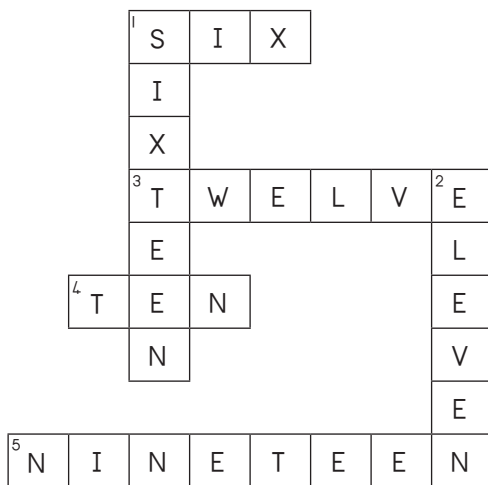
Tirha xiphiso u hetisa marito yo tsemakanya ku tatisa mavito ya nomboro.

Hansi

1. $10 + 6 =$
2. $6 + 5 =$

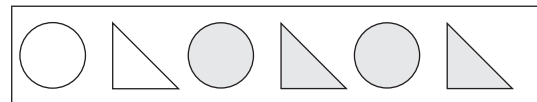
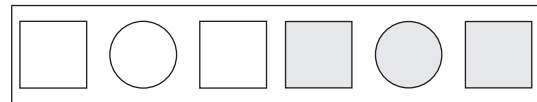

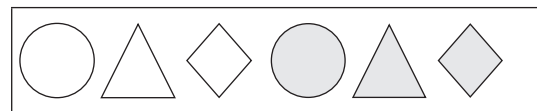
Tsemakanya

1. $12 - 6 =$
3. $6 + 6 =$
4. $20 - 10 =$
5. $8 + 11 =$



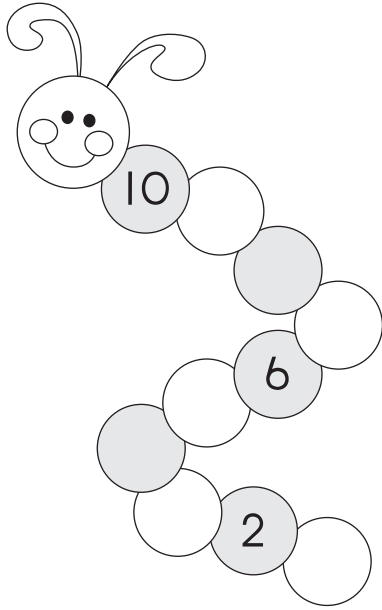
Mfumiso wa Nghingiriko 4.4: Tinhlamulo

Hetisa tipatironi leti landzelaka.



Mfumiso wa Nghingiriko 4.5

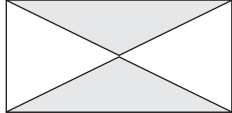
Tirha patironi ku hetisa xivungu/ nyokane..

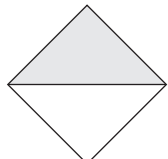


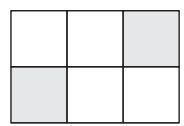
Mfumiso wa Nghingiriko 4.6

Hi xihi xivumbeko kumbe swivumbeko leswi nga khalariaiwa?

Hlawula hlamulo leyi faneleke.

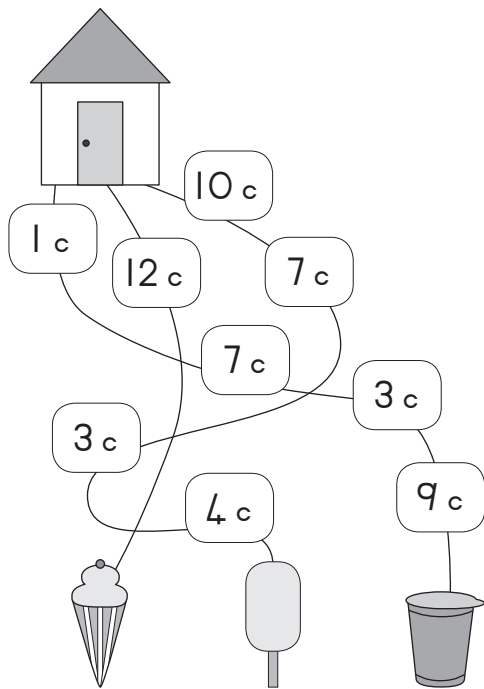
	Xirhendzevutana Swikwere Yinlanharhu
--	--

	Xirhendzevutana Swikwere Yinlanharhu
--	--

	Xirhendzevutana Swikwere Yinlanharhu
---	--

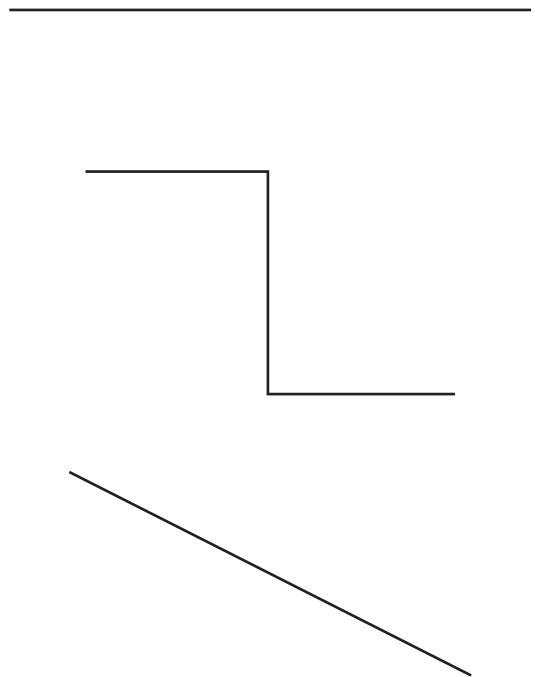
Mfumiso wa Nghingiriko 4.7

Hlanganisa mali ka ndlela yin'wana na yin'wana u ba xirhendzevutana ka ayisikhirimi leyi nga chipa.



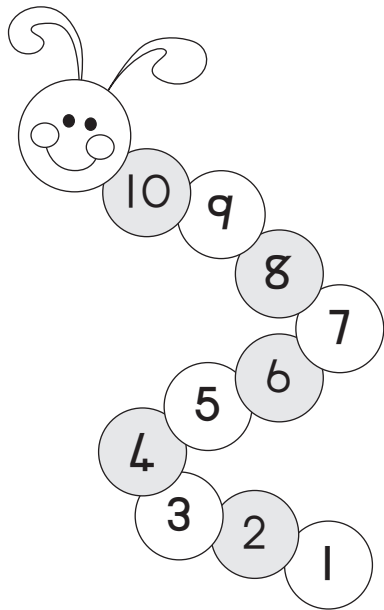
Mfumiso wa Nghingiriko 4.8

Bana xirhendzevutana ka ntila lowu nga leha swinene. U nga tirhisi rhula ku pima mintila.



Mfumiso wa Nghingiriko 4.5: Tinhlamulo

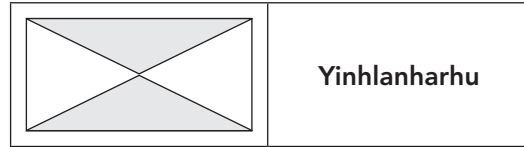
Tirha patironi ku hetisa xivungu/ nyokane.



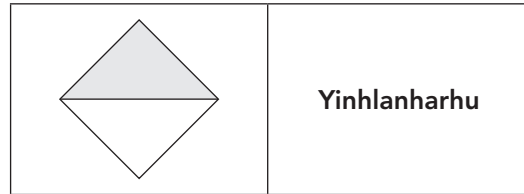
Mfumiso wa Nghingiriko 4.6: Tinhlamulo

Hi xihhi xivumbeko kumbe swivumbeko leswi nga khalariaiwa?

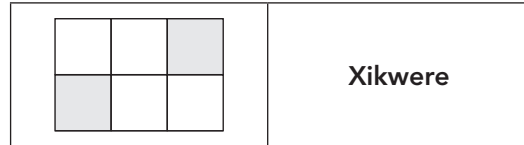
Hlawula hlamulo leyi faneleke.



Yinhlanharhu



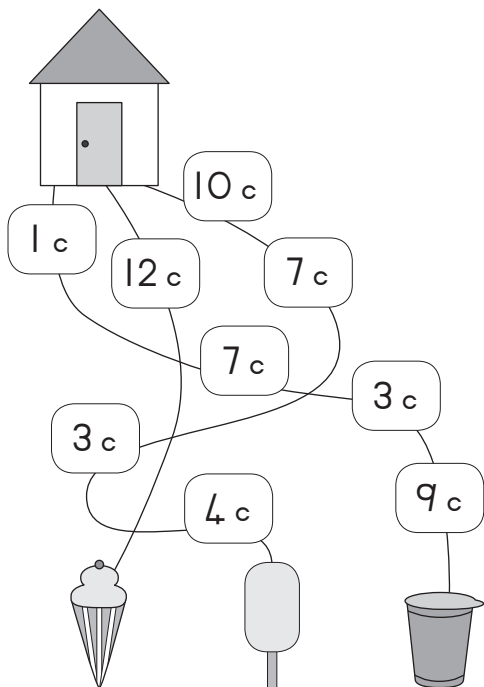
Yinhlanharhu



Xikwere

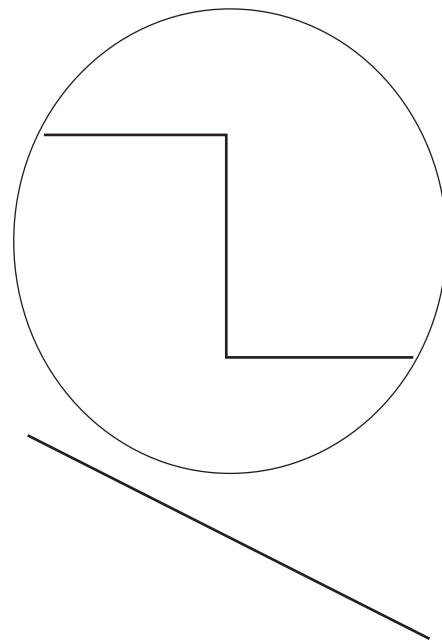
Mfumiso wa Nghingiriko 4.7: Tinhlamulo

Hlanganisa mali ka ndlela yin'wana na yin'wana u ba xirhendzevutana ka ayisikhirimi leyi nga chipa.



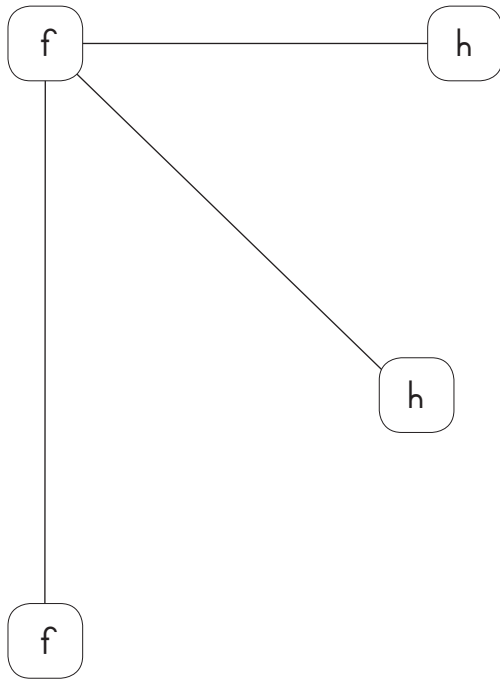
Mfumiso wa Nghingiriko 4.8: Tinhlamulo

Bana xirhendzevutana ka ntila lowu nga leha swinene. U nga tirhisi rhula ku pima mintila.



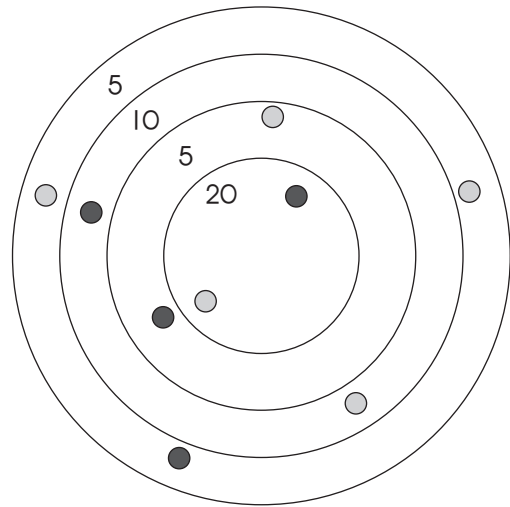
Mfumiso wa Nghingiriko 4.9

Bana xirhendzevutana ka ntila lowu nga leha swinene.



Mfumiso wa Nghingiriko 4.10


Jane na Jake va tlanga timabulu. Hlanganisa mikuntlunyo ya vona ku vona loyi a hlulaka.



● Jane _____ ● Jake _____

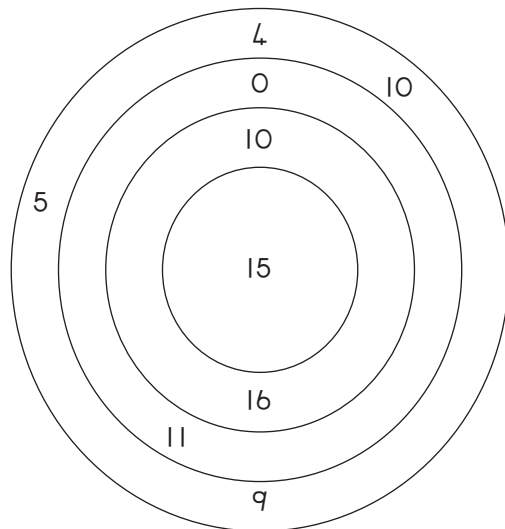
Mfumiso wa Nghingiriko 4.11

Avanyisa xikwere hi 4 wa swikwere leswitsongo.



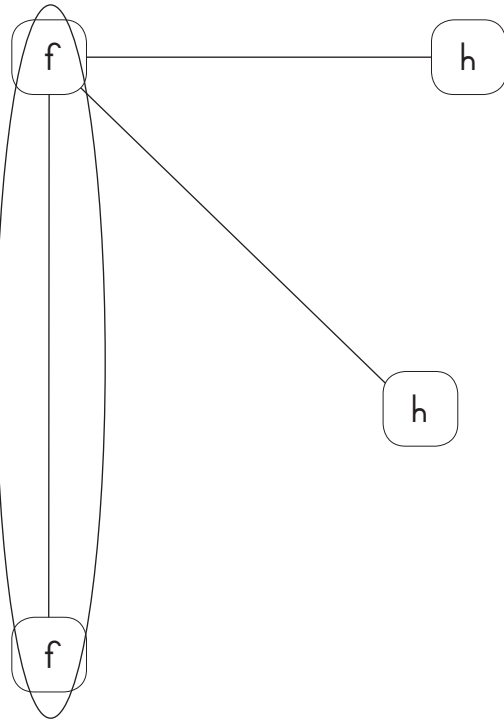
Mfumiso wa Nghingiriko 4.12

Tirhisa tinomboro ku vona tinhlayo leti u nga ti endlaka hi 20.



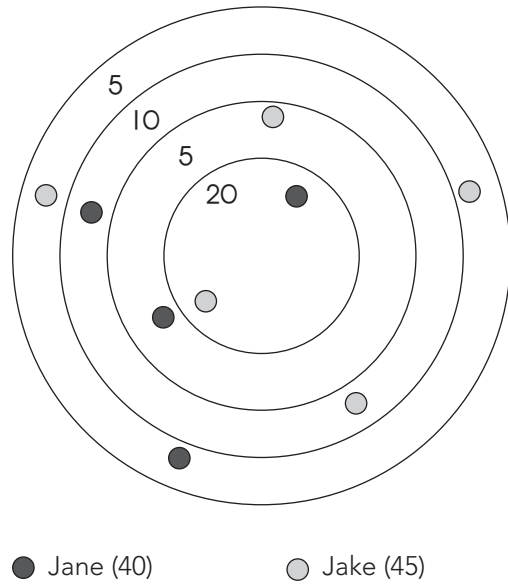
Mfumiso wa Nghingiriko 4.9: Tinhlamulo

Bana xirhendzevutana ka ntila lowu nga leha swinene.




Mfumiso wa Nghingiriko 4.10 Tinhlamulo

Jane na Jake va tlanga timabulu. Hlanganisa mikuntlunyo ya vona ku vona loyi a hlulaka.

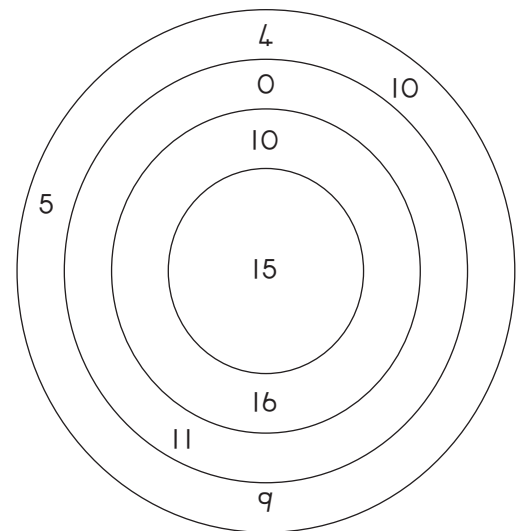


Mfumiso wa Nghingiriko 4.11: Tinhlamulo

Avanyisa xikwere hi 4 wa swikwere leswitsongo.



Mfumiso wa Nghingiriko 4.12 Tinhlamulo



U endla 4 wa tinhlayo:
 $10 + 10, 15 + 5, 11 + 9, 16 + 4.$

Mfumiso wa Nghingiriko 4.13

Fanansa swirhalanganyi ka Buloko A na tinhlamulo ka Buloko B.

A	B
$5 + 14 =$	18
$20 - 2 =$	16
$16 - 3 =$	19
$12 + 6 =$	10
$16 + 0 =$	18
$10 + 7 =$	18
$14 - 4 =$	6
$17 + 1 =$	17
$15 - 9 =$	13

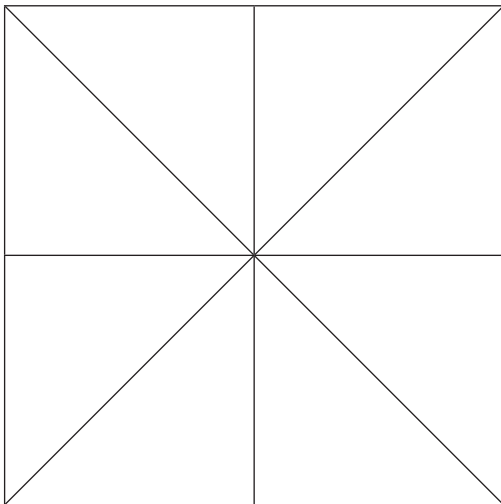
Mfumiso wa Nghingiriko 4.14

Ringeta ku kuma nhlayo ka tibuloko.

+	8	1	10
2			
4			
6			
8			
10			

Mfumiso wa Nghingiriko 4.15

Xana u vona  swingani?



Tiyinhlamulo-12 Tiyinhlamulo 16

Tiyinhlamulo 13 Tiyinhlamulo 14

Mfumiso wa Nghingiriko 4.16

Fanansa tinomboro na mavito ya tinomboro.

Tinomboro	Mavito ya tinomboro
8	Mbirhi
10	Nkombo
9	Nhungu
7	Kaye
2	Khume
4	Nharhu
3	Mune

Mfumiso wa Nghingiriko 4.13: Tinhlamulo

Fananisa swirhalanganyi ka Buloko A na tinhlamulo ka Buloko B.

A	B
5 + 14 =	18
20 - 2 =	16
16 - 3 =	19
12 + 6 =	10
16 + 0 =	18
10 + 7 =	18
14 - 4 =	6
17 + 1 =	17
15 - 9 =	13

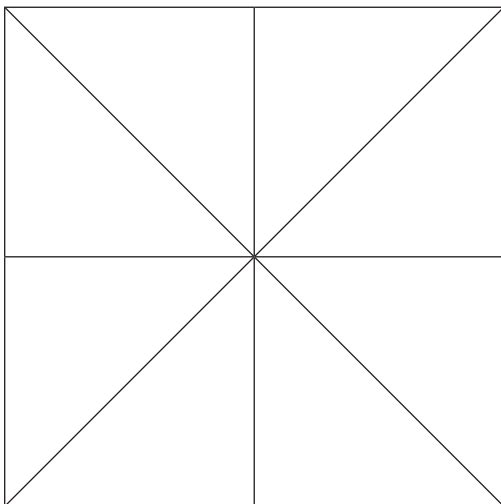
Mfumiso wa Nghingiriko 4.14: Tinhlamulo

Ringeta ku kuma nhlayo ka tibuloko.

+	8	1	10
2	10	3	12
4	12	5	14
6	14	7	16
8	16	9	18
10	18	11	20

Mfumiso wa Nghingiriko 4.15: Tinhlamulo

Xana u vona  swingani?



Dikhutlotharo tše -16

Mfumiso wa Nghingiriko 4.16: Tinhlamulo

Fananisa tinomboro na mavito ya tiinomboro.

Tinomboro	Mavito ya tinomboro
8	Nhungu
10	Khume
9	Kaye
7	Nkombo
2	Mbirhi
4	Mune
3	Nharhu

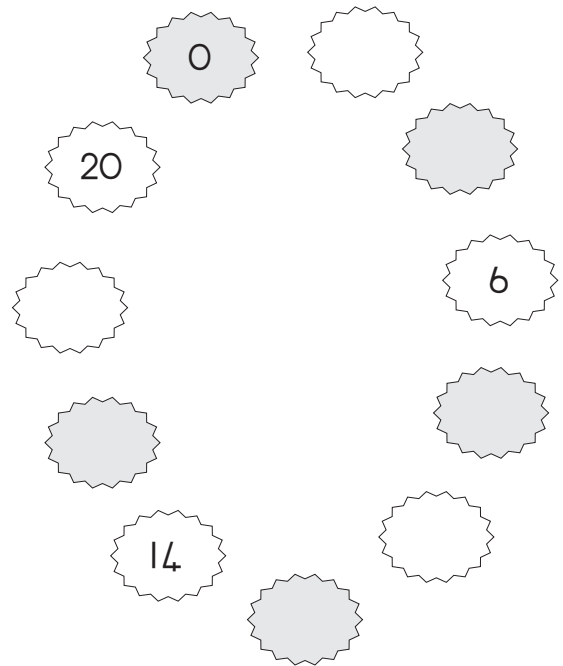
Mfumiso wa Nghingiriko 4.17

Hetisa tafula hi ku tirha tinhlayo.

+	5	4	2
1			
2			
3			
4			
5			
6			
7			
8			
9			
10			

Mfumiso wa Nghingiriko 4.18


Hetisa patironi.




Mfumiso wa Nghingiriko 4.19

Engetela tidoto ka tidominosi u tatisa tinhlayo:


Xana swi tava swingani?



Xana swi tava swingani?

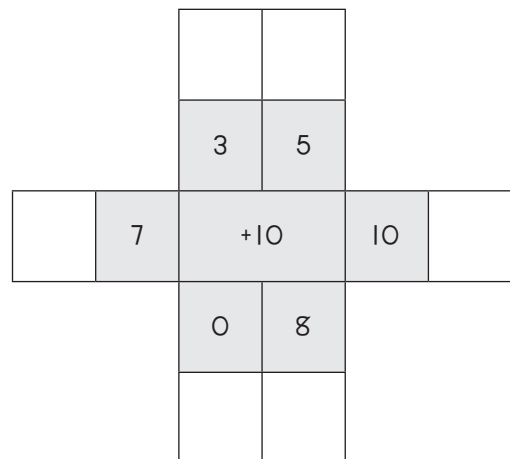


Xana swi tava swingani?



Mfumiso wa Nghingiriko 4.20

Engetela nomboro leyi nga xikarhi ka tinomboro letin'wana.



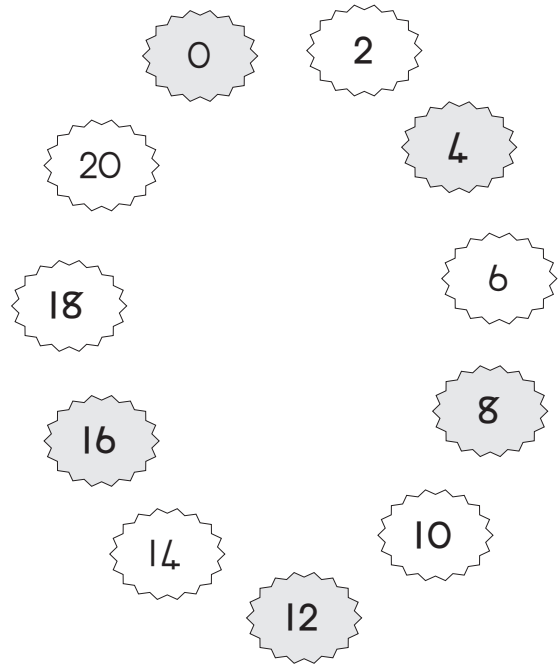
Mfumiso wa Nghingiriko 4.17: Tinhlamulo

Hetisa tafula hi ku tirha tinhlayo. .

+	5	4	2
1	6	5	3
2	7	6	4
3	8	7	5
4	9	8	6
5	10	9	7
6	11	10	8
7	12	11	9
8	13	12	10
9	14	13	11
10	15	14	12

Mfumiso wa Nghingiriko 4.18: Tinhlamulo


Hetisa patironi.




Mfumiso wa Nghingiriko 4.19: Tinhlamulo

Hlanganisa tidoto ka tidominosi u tatisa tinhlayo:


Xana swi tava swingani?



Xana swi tava swingani?

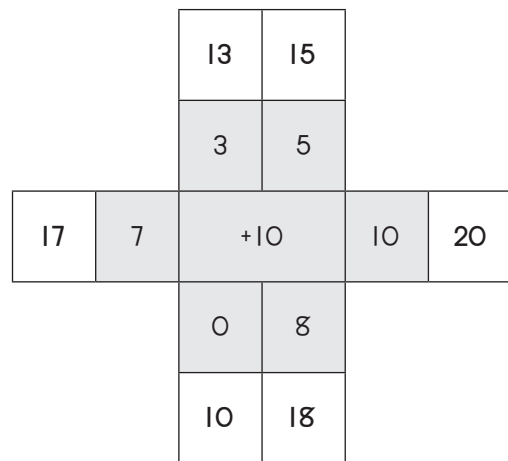


Xana swi tava swingani?



Mfumiso wa Nghingiriko 4.20: Tinhlamulo

Hlanganisa nomboro leyi nga xikarhi ka tinomboro letin'wana.



Mfumiso wa Nghingiriko 4.21

Khakhuleta leswi landzelaka u dirowa ntila ka nhlamulo.

$$14 + 1 =$$

$$23$$

$$3 + 20 =$$

$$15$$

$$17 - 3 =$$

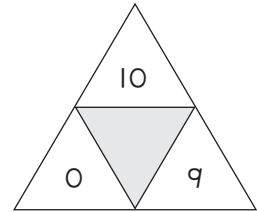
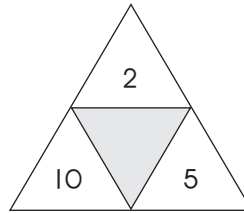
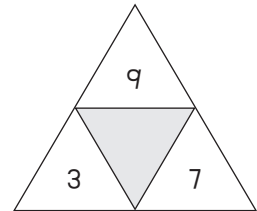
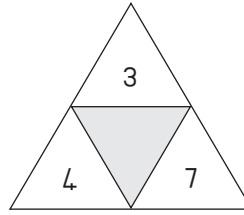
$$12$$

$$19 - 7 =$$

$$14$$

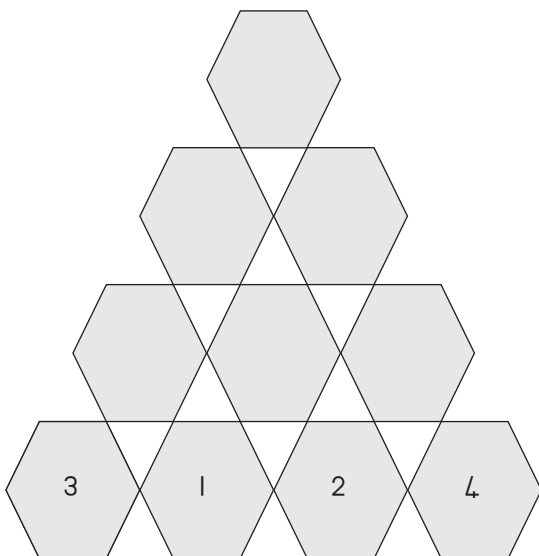
Mfumiso wa Nghingiriko 4.22

Hlanganisa tinomboro ku kuma nomboro leyi nga xikarhi.



Mfumiso wa Nghingiriko 4.23

Nomboro yin'wana na yin'wana ka xivumbeko xa matlhello ya tsevu xi endlwile hi swivumbeko swimbirhi swa matlhello ya tsevu. Khakhuleta tinomboro leti siyiweke.



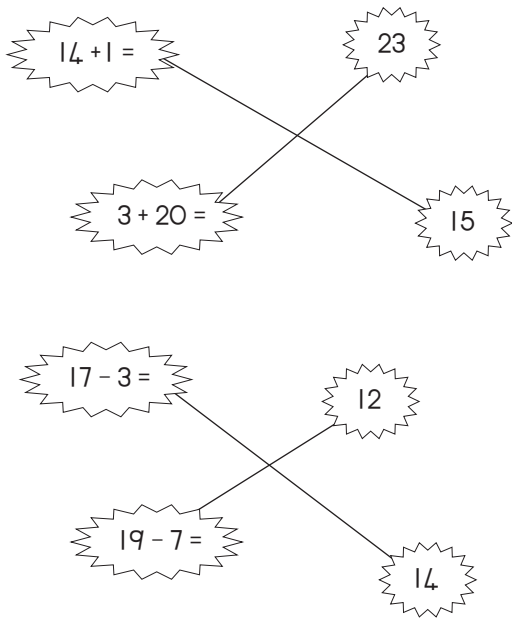
Mfumiso wa Nghingiriko 4.24

Khakhuleta nxaxa wun'wana na wun'wana ka phazili. Tatisa tinhlamulo. Khakhuleta kholomu yin'wana na yin'wana ka phazili.

4	+	2	=	
+		+		+
3	+	7	=	
=		=		=
	+		=	

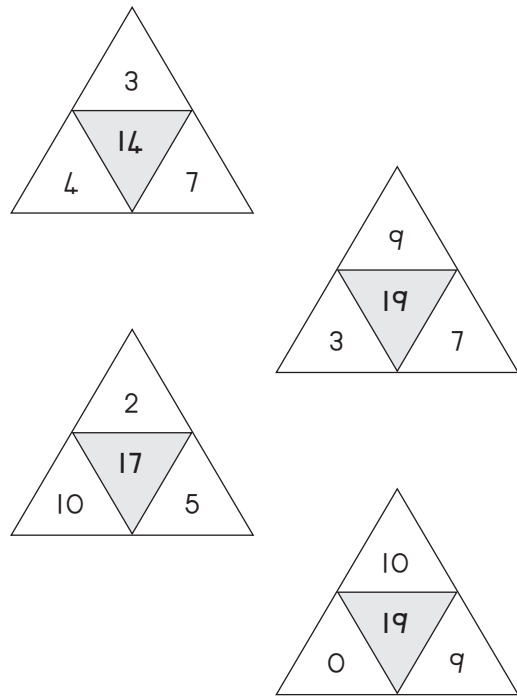
Mfumiso wa Nghingiriko 4.2: Tinhlamulo

Khakhuleta leswi landzelaka u dirowa ntila ka nhlamulo.



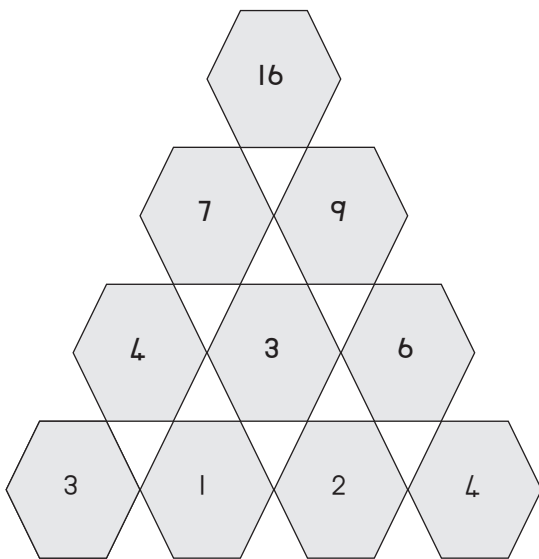
Mfumiso wa Nghingiriko 4.22: Tinhlamulo

Hlanganisa tinomboro ku kuma nomboro leyi nga xikarhi.



Mfumiso wa Nghingiriko 4.23: Tinhlamulo

Nomboro yin'wana na yin'wana ka xivumbeko xa matlhelo ya tsevu xi endlile hi swivumbeko swimbirhi swa matlhelo ya tsevu. Khakhuleta tinomboro leti siyiweke.



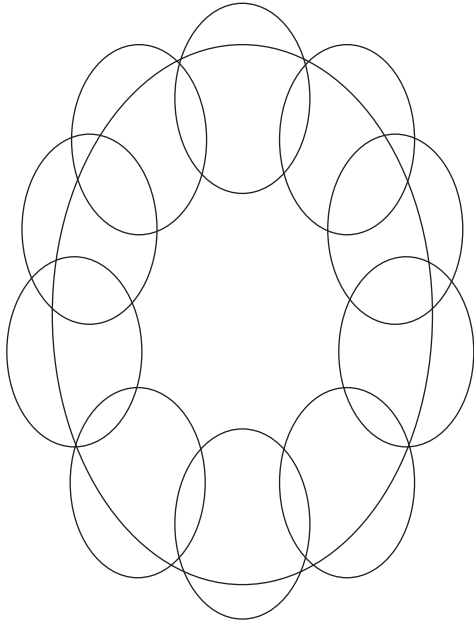
Mfumiso wa Nghingiriko 4.24: Tinhlamulo

Khakhuleta nxaxa wun'wana na wun'wana ka phazili. Tatisa tinhlamulo. Khakhuleta kholomu yin'wana na yin'wana ka phazili.

4	+	2	=	6
+		+		+
3	+	7	=	10
=		=		=
7	+	9	=	16


Mfumiso wa Nghingiriko 4.25

Xana u vona tiovhali tingani?




11 24 14

Mfumiso wa Nghingiriko 4.26

Xana u vona  swingani?

Xana u vona  swingani?

Xana u vona  swingani?



Mfumiso wa Nghingiriko 4.27

Nyika swivumbeko swo hambanahambana.


Marito lawa ma ta ku pfuna:

yinhlanharhu, xirhendzevutana, xikwere.



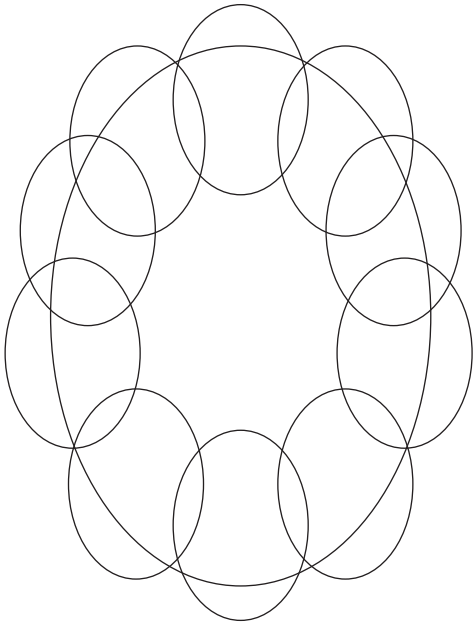
Mfumiso wa Nghingiriko 4.28

Tirhisa swivumbeko ku dirowa xifaniso.




Mfumiso wa Nghingiriko 4.25: Tinhlamulo

Xana u vona tiovahli tingani?




11 24 14

Mfumiso wa Nghingiriko 4.26: Tinhlamulo

Xana u vona  swingani? (3)

Xana u vona  swingani? (3)

Xana u vona  swingani? (2)




Mfumiso wa Nghingiriko 4.27: Tinhlamulo


Nyika swivumbeko swo hambanahambana.

Mavito lawa ma ta ku pfuna:

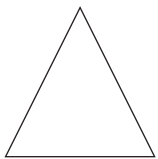
yinhlanharhu, xirhendzevutana, xikwere.



Xikwere



Xirhendzevutana




Yinhlanharhu

Mfumiso wa Nghingiriko 4.28: Tinhlamulo

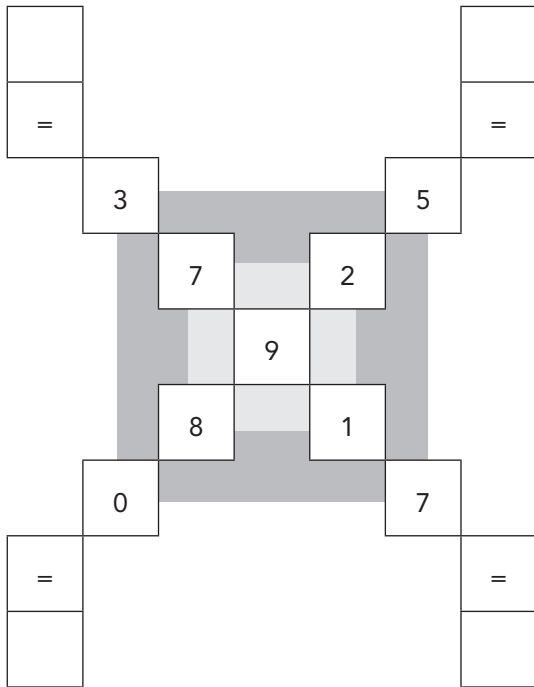
Tirhisa swivumbeko ku dirowa xifaniso.

Tinhlamulo to hambanahambana.



Mfumiso wa Nghingiriko 4.29

Hlanganisa tinomboro ka nxaxa ku kuma hlamulo.



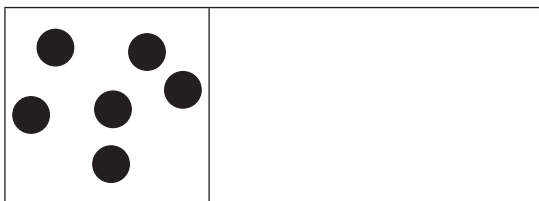

Mfumiso wa Nghingiriko 4.30

Tsala mavito ya nomboro ya tinomboro leti landzelaka.

8	
2	
3	
7	
9	
10	
5	
4	
1	
6	

Mfumiso wa Nghingiriko 4.31

Engetela 10 u dirowa hlamulo ka tlhelo ra voko ra xinene.



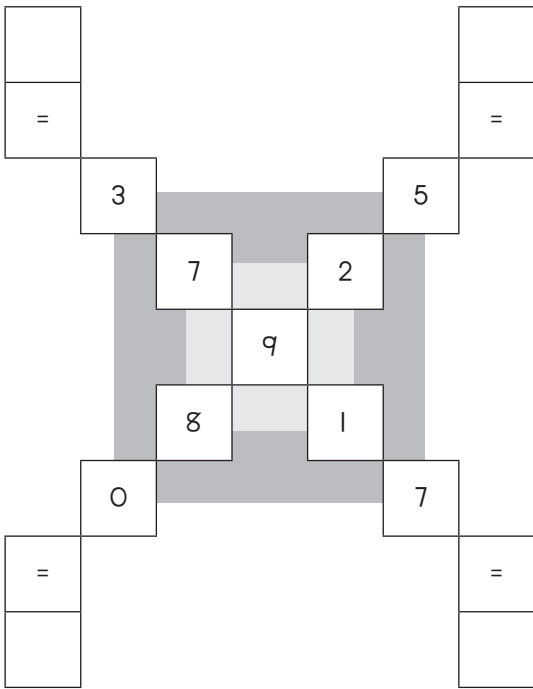
Mfumiso wa Nghingiriko 4.32

Hi yihi nomboro leyikulu? Bana xirhendzevutana ka nomboro leyikulu.

- 10 or 14
- 12 or 9
- 15 or 5
- 16 or 20
- 0 or 13
- 17 or 7
- 20 or 19
- 5 or 11
- 10 or 11

Mfumiso wa Nghingiriko 4.29: Tinhlamulo

Hlanganisa tinomboro ka nxaxa ku kuma hlamulo.




Mfumiso wa Nghingiriko 4.30: Tinhlamulo

Tsala mavito ya nomboro ya tinomboro leti landzelaka.

8	nhungu
2	mbirhi
3	nharhu
7	nkombo
9	kaye
10	khume
5	ntlhanu
4	mune
1	n'we
6	tsevu

Mfumiso wa Nghingiriko 4.31: Tinhlamulo

Engetela 10 u dirowa hlamulo ka tlhelo ra voko ra xinene.



Mfumiso wa Nghingiriko 4.32: Tinhlamulo

Hi yihi nomboro leyikulu? Bana xirhendzevutana ka nomboro leyikulu.

10	or	14
12	or	9
15	or	5
16	or	20
0	or	13
17	or	7
20	or	19
5	or	11
10	or	11